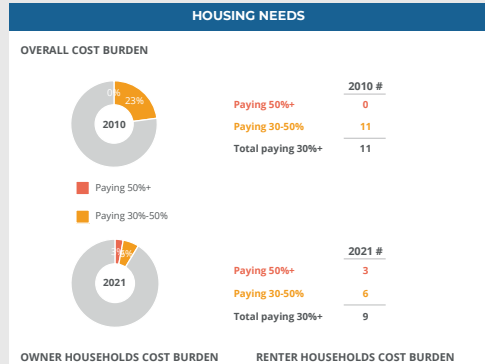
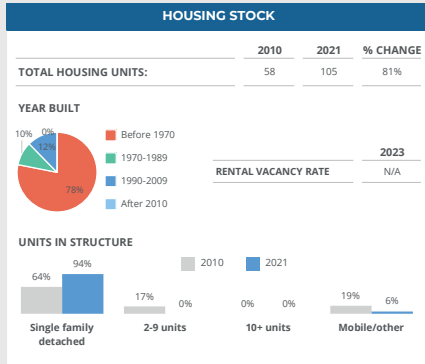
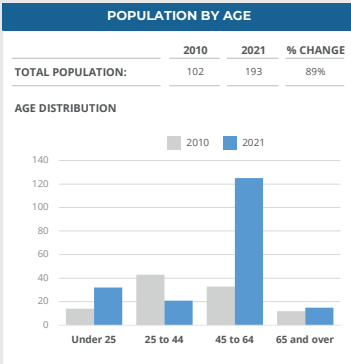


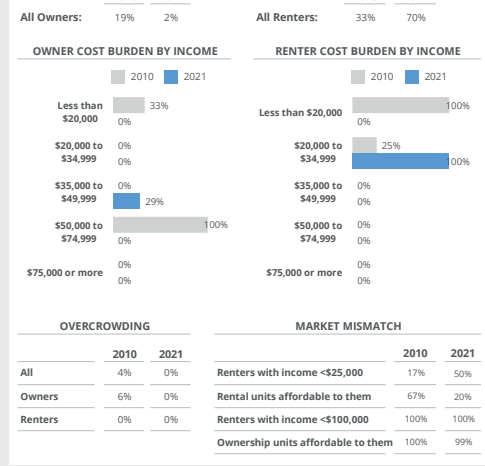
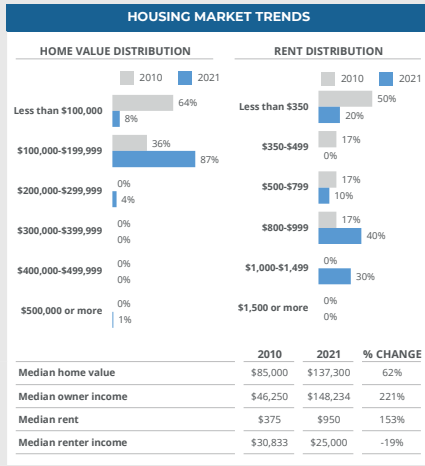
PLACE: **Albin**

Population 2010: **102** Population Forecast 2030: **222** Population Change from 2010: **117%**



SOCIOECONOMIC MAKE-UP

	2010	2021	CHANGE
Households	48	101	53
Median income	\$31,923	\$148,036	\$116,113
Average household size	2.13	1.91	-0.22
Homeownership rate	75%	90%	15%
Poverty rate	16%	5%	-11%
Disability rate	N/A	3%	N/A
Pct. households with children	13%	15%	2%
Pct. single parents	0%	4%	4%
Pct. non-family households	52%	13%	-39%
Pct. senior (65+) living alone	8%	1%	-7%



WORKER AFFORDABILITY

OCCUPATION	2010 % EMPLOYMENT	2021 % EMPLOYMENT	2021 MEDIAN EARNINGS	CAN AFFORD MEDIAN RENT?		CAN AFFORD MEDIAN PRICE?	
				MAX RENT		MAX PURCHASE PRICE	
Food preparation and serving related occupations	0%	55%	N/A	N/A	N/A	N/A	N/A
Management, business, and financial occupations	21%	11%	N/A	N/A	N/A	N/A	N/A
Transportation occupations	6%	9%	\$28,750	\$719	No	\$124,779	No
Farming, fishing, and forestry occupations	35%	8%	N/A	N/A	N/A	N/A	N/A
Education, legal, community service, arts, and media occupations	0%	5%	\$16,250	\$406	No	\$70,527	No
Installation, maintenance, and repair occupations	0%	5%	N/A	N/A	N/A	N/A	N/A
Production occupations	0%	3%	N/A	N/A	N/A	N/A	N/A
Material moving occupations	0%	3%	N/A	N/A	N/A	N/A	N/A
Sales and related occupations	12%	2%	N/A	N/A	N/A	N/A	N/A
Office and administrative support occupations	21%	2%	N/A	N/A	N/A	N/A	N/A