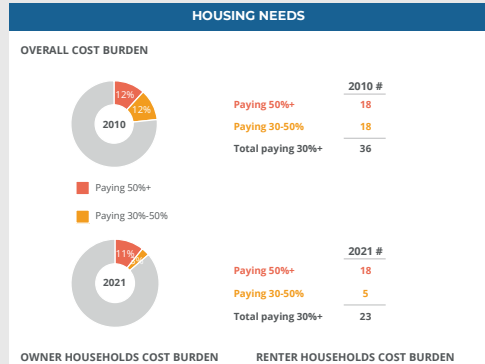
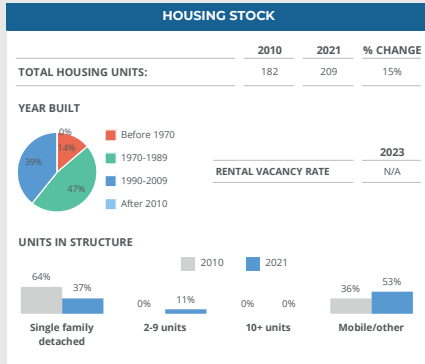
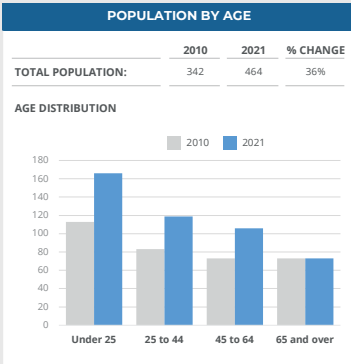


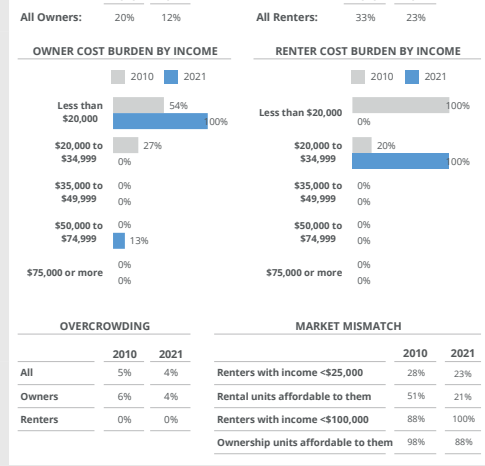
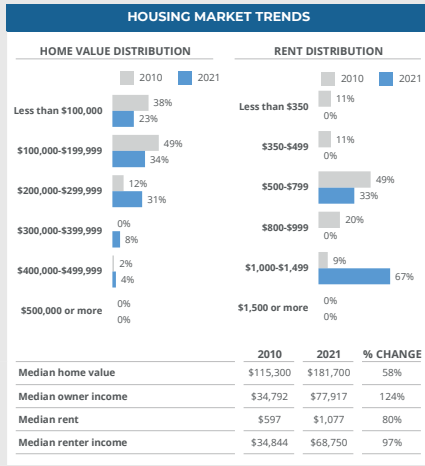
PLACE: **Baggs**

Population 2010: **342** Population Forecast 2030: **400** Population Change from 2010: **17%**



SOCIOECONOMIC MAKE-UP

	2010	2021	CHANGE
Households	154	168	14
Median income	\$34,821	\$76,429	\$41,608
Average household size	2.22	2.76	0.54
Homeownership rate	72%	82%	9%
Poverty rate	30%	17%	-12%
Disability rate	N/A	14%	N/A
Pct. households with children	22%	30%	8%
Pct. single parents	5%	2%	-3%
Pct. non-family households	45%	25%	-20%
Pct. senior (65+) living alone	23%	9%	-14%



WORKER AFFORDABILITY

OCCUPATION	2010 % EMPLOYMENT	2021 % EMPLOYMENT	2021 MEDIAN EARNINGS	MAX RENT	CAN AFFORD MEDIAN RENT?	MAX PURCHASE PRICE	CAN AFFORD MEDIAN PRICE?
Construction and extraction occupations	30%	39%	\$71,000	\$1,775	Yes	\$308,149	Yes
Transportation occupations	15%	16%	\$64,464	\$1,612	Yes	\$279,782	Yes
Education, legal, community service, arts, and media occupations	6%	13%	\$33,000	\$825	No	\$143,224	No
Installation, maintenance, and repair occupations	2%	9%	\$76,250	\$1,906	Yes	\$330,935	Yes
Food preparation and serving related occupations	6%	7%	N/A	N/A	N/A	N/A	N/A
Building and grounds cleaning and maintenance occupations	0%	7%	\$28,333	\$708	No	\$122,969	No
Material moving occupations	1%	6%	N/A	N/A	N/A	N/A	N/A
Office and administrative support occupations	9%	3%	N/A	N/A	N/A	N/A	N/A
Management, business, and financial occupations	6%	0%	N/A	N/A	N/A	N/A	N/A
Production occupations	15%	0%	N/A	N/A	N/A	N/A	N/A