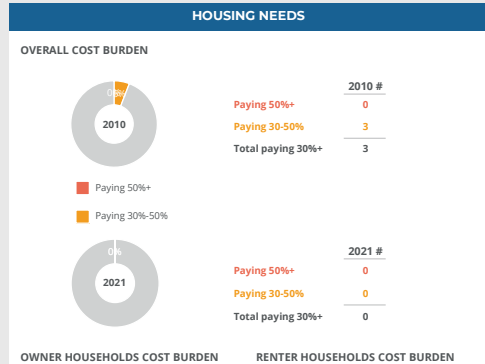
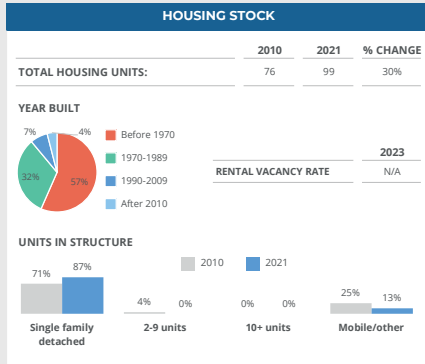
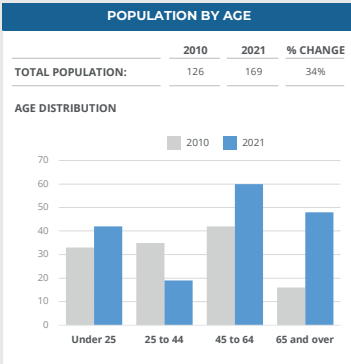


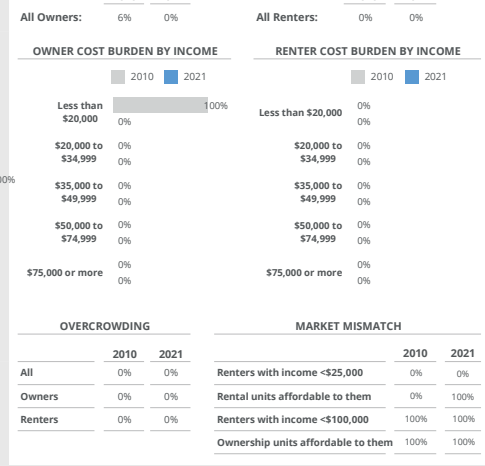
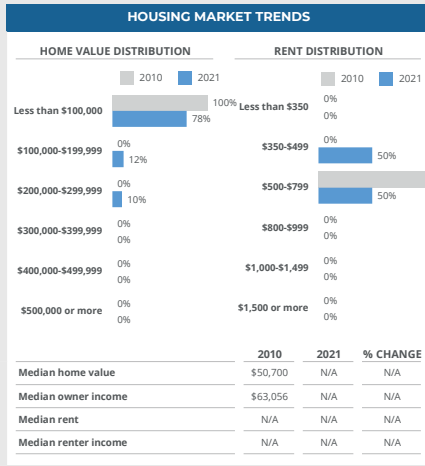
PLACE: **Bairoil**

Population 2010: **126** Population Forecast 2030: **96** Population Change from 2010: **-24%**



SOCIOECONOMIC MAKE-UP

	2010	2021	CHANGE
Households	52	72	20
Median income	\$63,333	N/A	N/A
Average household size	2.42	2.35	-0.07
Homeownership rate	96%	94%	-2%
Poverty rate	0%	34%	34%
Disability rate	N/A	50%	N/A
Pct. households with children	35%	6%	-29%
Pct. single parents	23%	3%	-20%
Pct. non-family households	13%	19%	6%
Pct. senior (65+) living alone	0%	7%	7%



WORKER AFFORDABILITY

OCCUPATION	2010 % EMPLOYMENT	2021 % EMPLOYMENT	2021 MEDIAN EARNINGS	MAX RENT	CAN AFFORD MEDIAN RENT?	MAX PURCHASE PRICE	CAN AFFORD MEDIAN PRICE?
Office and administrative support occupations	10%	18%	\$41,250	\$1,031	No	\$179,030	No
Transportation occupations	10%	18%	\$46,667	\$1,167	No	\$202,541	No
Management, business, and financial occupations	14%	16%	\$33,125	\$828	No	\$143,767	No
Production occupations	0%	16%	N/A	N/A	N/A	N/A	N/A
Protective service occupations	26%	13%	N/A	N/A	N/A	N/A	N/A
Construction and extraction occupations	14%	9%	N/A	N/A	N/A	N/A	N/A
Healthcare support occupations	0%	7%	N/A	N/A	N/A	N/A	N/A
Material moving occupations	0%	4%	N/A	N/A	N/A	N/A	N/A
Computer, engineering, and science occupations	0%	0%	N/A	N/A	N/A	N/A	N/A
Installation, maintenance, and repair occupations	12%	0%	N/A	N/A	N/A	N/A	N/A