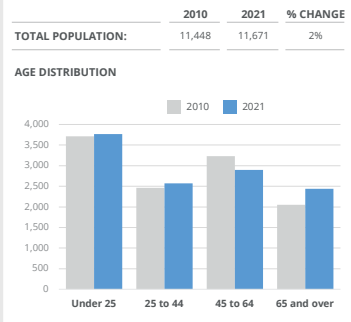


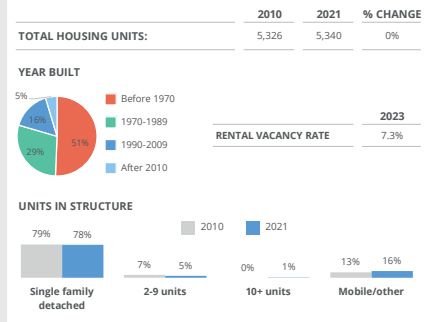
PLACE: Big Horn County

Population 2010: **11,448** Population Forecast 2030: **12,060** Population Change from 2010: **5%**

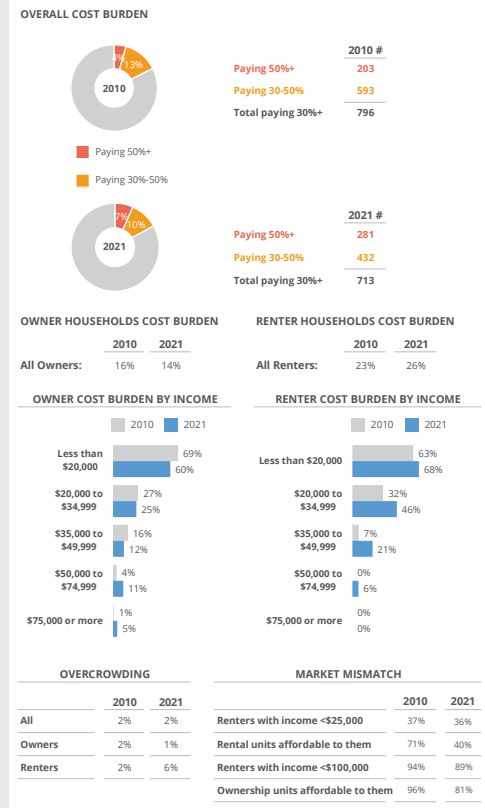
POPULATION BY AGE



HOUSING STOCK



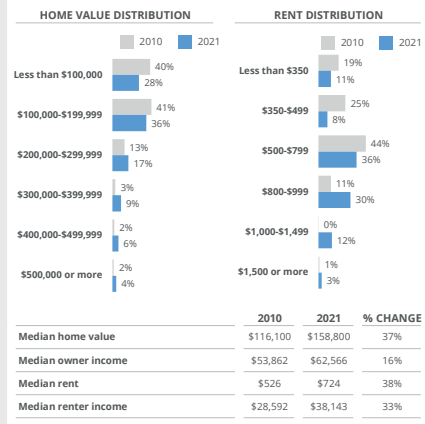
HOUSING NEEDS



SOCIOECONOMIC MAKE-UP

	2010	2021	CHANGE
Households	4,547	4,215	-332
Median income	\$48,270	\$56,059	\$7,789
Average household size	2.50	2.72	0.22
Homeownership rate	77%	77%	-1%
Poverty rate	9%	10%	1%
Disability rate	N/A	16%	N/A
Pct. households with children	30%	25%	-6%
Pct. single parents	4%	5%	1%
Pct. non-family households	29%	35%	7%
Pct. senior (65+) living alone	12%	19%	7%

HOUSING MARKET TRENDS



WORKER AFFORDABILITY

OCCUPATION	2010 % EMPLOYMENT	2021 % EMPLOYMENT	2021 MEDIAN EARNINGS	MAX RENT	CAN AFFORD MEDIAN RENT?	MAX PURCHASE PRICE	CAN AFFORD MEDIAN PRICE?
Management, business, and financial occupations	18%	21%	\$51,964	\$1,299	Yes	\$225,531	Yes
Office and administrative support occupations	8%	11%	\$34,050	\$851	Yes	\$147,781	No
Construction and extraction occupations	13%	10%	\$61,607	\$1,540	Yes	\$267,382	Yes
Education, legal, community service, arts, and media occupations	9%	7%	\$56,681	\$1,417	Yes	\$246,003	Yes
Transportation occupations	8%	7%	\$54,541	\$1,364	Yes	\$236,715	Yes
Healthcare practitioners and technical occupations	4%	6%	\$66,250	\$1,656	Yes	\$287,534	Yes
Production occupations	6%	5%	\$53,889	\$1,347	Yes	\$233,885	Yes
Installation, maintenance, and repair occupations	7%	5%	\$64,297	\$1,607	Yes	\$279,057	Yes
Sales and related occupations	5%	5%	\$39,375	\$984	Yes	\$170,893	Yes
Computer, engineering, and science occupations	5%	4%	\$58,102	\$1,453	Yes	\$252,170	Yes