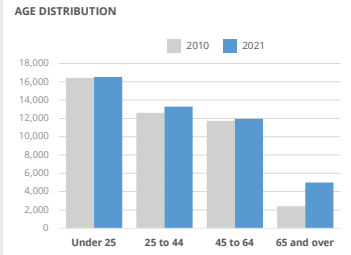


PLACE: Campbell County

Population 2010: 43,179 Population Forecast 2030: 45,087 Population Change from 2010: 4%

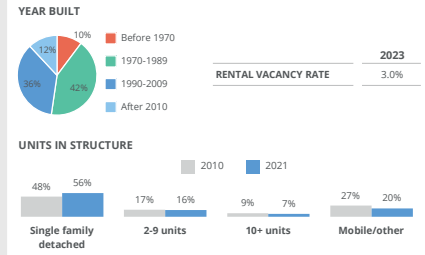
POPULATION BY AGE

	2010	2021	% CHANGE
TOTAL POPULATION:	43,179	46,758	8%

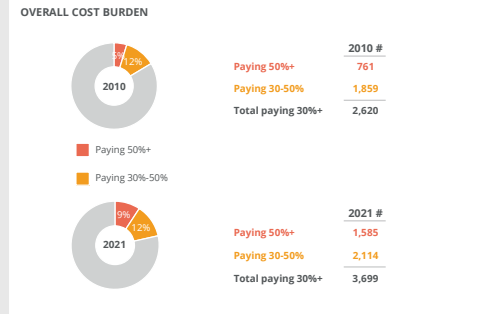


HOUSING STOCK

	2010	2021	% CHANGE
TOTAL HOUSING UNITS:	17,515	19,851	13%



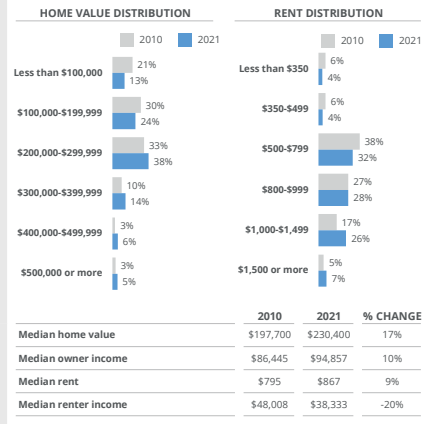
HOUSING NEEDS



SOCIOECONOMIC MAKE-UP

	2010	2021	CHANGE
Households	16,039	17,190	1,151
Median income	\$76,576	\$87,547	\$10,971
Average household size	2.68	2.69	0.01
Homeownership rate	76%	78%	2%
Poverty rate	7%	11%	4%
Disability rate	N/A	10%	N/A
Pct. households with children	37%	34%	-3%
Pct. single parents	10%	10%	0%
Pct. non-family households	26%	30%	3%
Pct. senior (65+) living alone	3%	8%	5%

HOUSING MARKET TRENDS

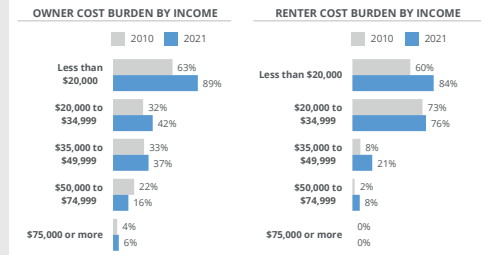


OWNER HOUSEHOLDS COST BURDEN

	2010	2021
All Owners:	15%	17%

RENTER HOUSEHOLDS COST BURDEN

	2010	2021
All Renters:	21%	37%



OVERCROWDING

	2010	2021
All	3%	2%
Owners	2%	1%
Renters	7%	4%

MARKET MISMATCH

	2010	2021
Renters with income <\$25,000	25%	32%
Rental units affordable to them	25%	16%
Renters with income <\$100,000	86%	84%
Ownership units affordable to them	94%	75%

WORKER AFFORDABILITY

OCCUPATION	2010 % EMPLOYMENT	2021 % EMPLOYMENT	2021 MEDIAN EARNINGS	MAX RENT	CAN AFFORD MEDIAN RENT?	MAX PURCHASE PRICE	CAN AFFORD MEDIAN PRICE?
Construction and extraction occupations	20%	16%	\$80,323	\$2,008	Yes	\$348,612	Yes
Management, business, and financial occupations	13%	15%	\$77,672	\$1,942	Yes	\$337,107	Yes
Office and administrative support occupations	13%	9%	\$32,379	\$809	No	\$140,529	No
Education, legal, community service, arts, and media occupations	6%	8%	\$54,883	\$1,372	Yes	\$238,199	Yes
Production occupations	6%	7%	\$74,490	\$1,862	Yes	\$323,296	Yes
Installation, maintenance, and repair occupations	10%	7%	\$74,801	\$1,870	Yes	\$324,646	Yes
Sales and related occupations	7%	7%	\$38,581	\$965	Yes	\$167,447	No
Transportation occupations	7%	6%	\$47,966	\$1,199	Yes	\$208,179	No
Computer, engineering, and science occupations	3%	5%	\$83,977	\$2,099	Yes	\$364,471	Yes
Healthcare practitioners and technical occupations	3%	5%	\$78,810	\$1,970	Yes	\$342,046	Yes