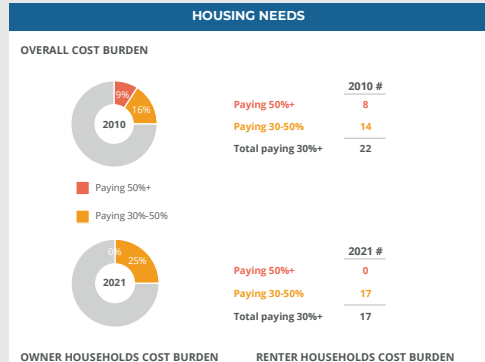
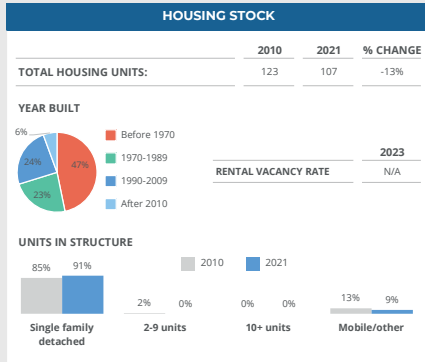
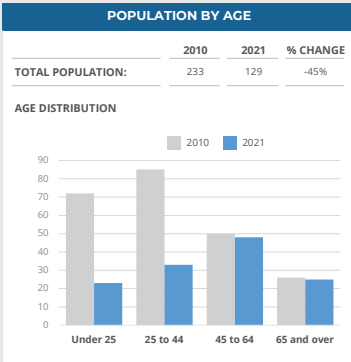


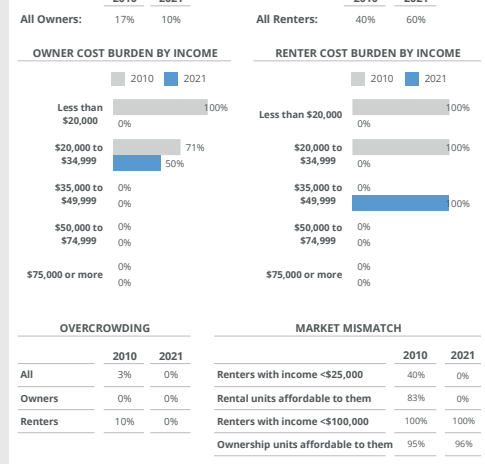
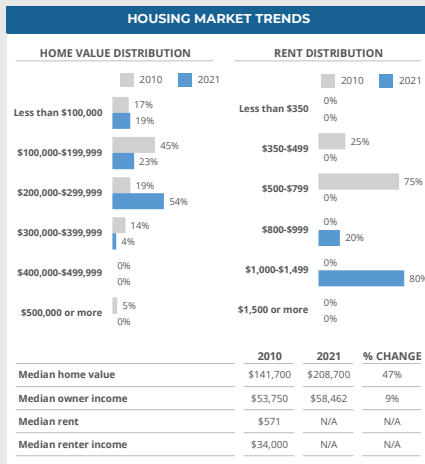
PLACE: **Elk Mountain**

Population 2010: **233** Population Forecast 2030: **176** Population Change from 2010: **-24%**



SOCIOECONOMIC MAKE-UP

	2010	2021	CHANGE
Households	88	68	-20
Median Income	\$48,333	\$58,077	\$9,744
Average household size	2.65	1.90	-0.75
Homeownership rate	66%	71%	5%
Poverty rate	16%	2%	-14%
Disability rate	N/A	14%	N/A
Pct. households with children	45%	21%	-25%
Pct. single parents	11%	3%	-8%
Pct. non-family households	16%	31%	15%
Pct. senior (65+) living alone	10%	7%	-3%



WORKER AFFORDABILITY

OCCUPATION	2010 % EMPLOYMENT	2021 % EMPLOYMENT	2021 MEDIAN EARNINGS	CAN AFFORD MEDIAN RENT?		CAN AFFORD MEDIAN PRICE?	
				MAX RENT	MAX PURCHASE PRICE	MAX RENT	MAX PURCHASE PRICE
Installation, maintenance, and repair occupations	22%	67%	\$59,038	\$1,476	\$256,233	No	Yes
Healthcare support occupations	0%	13%	N/A	N/A	N/A	N/A	N/A
Healthcare practitioners and technical occupations	5%	8%	N/A	N/A	N/A	N/A	N/A
Transportation occupations	8%	8%	N/A	N/A	N/A	N/A	N/A
Office and administrative support occupations	7%	5%	N/A	N/A	N/A	N/A	N/A
Management, business, and financial occupations	17%	0%	N/A	N/A	N/A	N/A	N/A
Material moving occupations	0%	0%	N/A	N/A	N/A	N/A	N/A
Management, business, and financial occupations	17%	0%	N/A	N/A	N/A	N/A	N/A
Material moving occupations	0%	0%	N/A	N/A	N/A	N/A	N/A
Management, business, and financial occupations	17%	0%	N/A	N/A	N/A	N/A	N/A