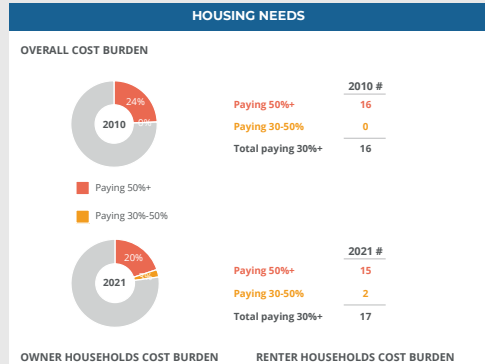
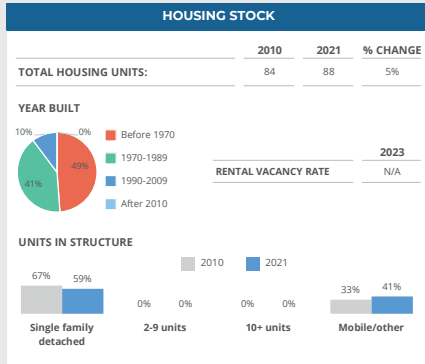
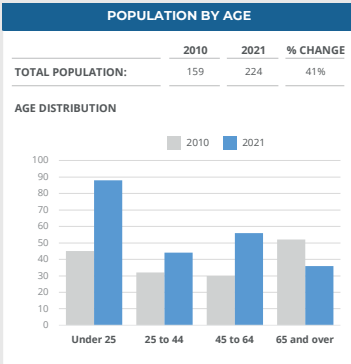


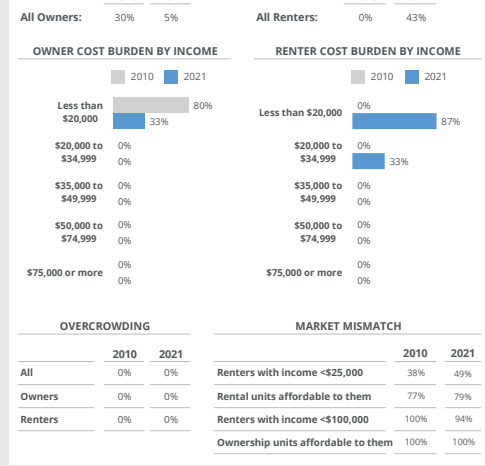
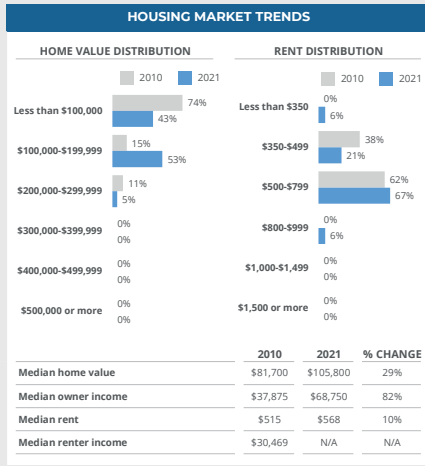
PLACE: **Frannie**

Population 2010: **159** Population Forecast 2030: **162** Population Change from 2010: **2%**



### SOCIOECONOMIC MAKE-UP

	2010	2021	CHANGE
Households	66	75	9
Median income	\$32,500	\$48,125	\$15,625
Average household size	2.41	2.99	0.58
Homeownership rate	80%	53%	-27%
Poverty rate	23%	28%	5%
Disability rate	N/A	22%	N/A
Pct. households with children	26%	40%	14%
Pct. single parents	23%	27%	4%
Pct. non-family households	9%	20%	11%
Pct. senior (65+) living alone	6%	11%	5%



### WORKER AFFORDABILITY

OCCUPATION	2010 % EMPLOYMENT	2021 % EMPLOYMENT	2021 MEDIAN EARNINGS	CAN AFFORD MEDIAN RENT?		CAN AFFORD MAX PURCHASE PRICE?	
				MAX RENT	YES	MAX PURCHASE PRICE	YES
Management, business, and financial occupations	11%	23%	\$100,313	\$2,508	Yes	\$435,372	Yes
Material moving occupations	0%	16%	\$78,333	\$1,958	Yes	\$339,975	Yes
Education, legal, community service, arts, and media occupations	18%	11%	N/A	N/A	N/A	N/A	N/A
Building and grounds cleaning and maintenance occupations	0%	11%	N/A	N/A	N/A	N/A	N/A
Construction and extraction occupations	18%	7%	N/A	N/A	N/A	N/A	N/A
Transportation occupations	18%	7%	N/A	N/A	N/A	N/A	N/A
Construction and extraction occupations	18%	7%	N/A	N/A	N/A	N/A	N/A
Production occupations	0%	5%	N/A	N/A	N/A	N/A	N/A
Healthcare practitioners and technical occupations	11%	3%	N/A	N/A	N/A	N/A	N/A
Office and administrative support occupations	0%	3%	N/A	N/A	N/A	N/A	N/A