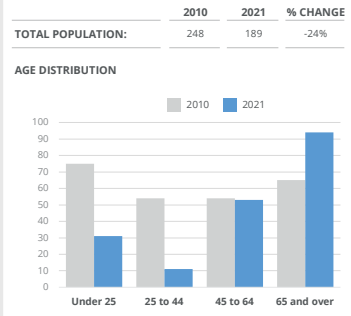


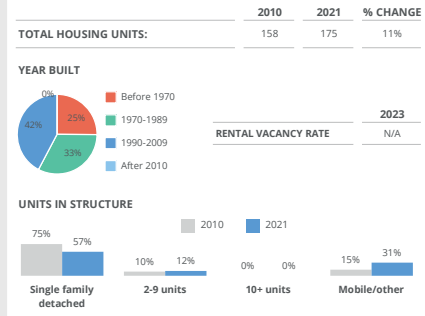
PLACE: **Glendo**

Population 2010: **248** Population Forecast 2030: **213** Population Change from 2010: **-14%**

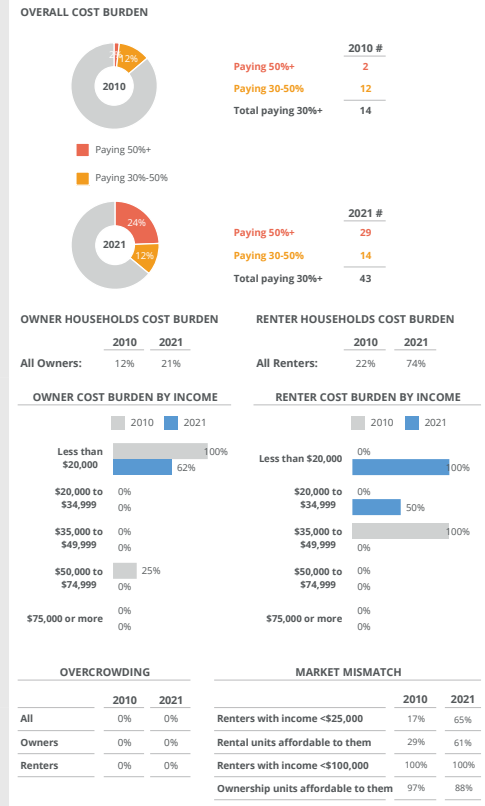
POPULATION BY AGE



HOUSING STOCK



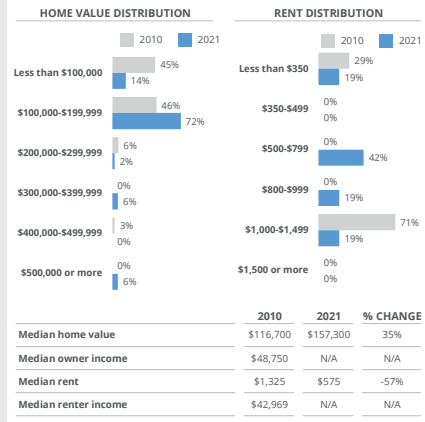
HOUSING NEEDS



SOCIOECONOMIC MAKE-UP

	2010	2021	CHANGE
Households	101	119	18
Median income	\$45,288	N/A	N/A
Average household size	2.46	1.59	-0.87
Homeownership rate	77%	71%	-6%
Poverty rate	8%	37%	28%
Disability rate	N/A	22%	N/A
Pct. households with children	23%	7%	-16%
Pct. single parents	0%	3%	3%
Pct. non-family households	37%	55%	19%
Pct. senior (65+) living alone	8%	28%	20%

HOUSING MARKET TRENDS



WORKER AFFORDABILITY

OCCUPATION	2010 % EMPLOYMENT	2021 % EMPLOYMENT	2021 MEDIAN EARNINGS	CAN AFFORD MEDIAN RENT?		CAN AFFORD MAX PURCHASE PRICE?	
				MAX RENT	YES	MAX PURCHASE PRICE	YES
Food preparation and serving related occupations	0%	79%	\$85,909	\$2,148	Yes	\$372,856	Yes
Office and administrative support occupations	3%	15%	\$43,750	\$1,094	Yes	\$189,881	Yes
Building and grounds cleaning and maintenance occupations	9%	6%	N/A	N/A	N/A	N/A	N/A
Management, business, and financial occupations	4%	0%	N/A	N/A	N/A	N/A	N/A
Material moving occupations	9%	0%	N/A	N/A	N/A	N/A	N/A
Management, business, and financial occupations	4%	0%	N/A	N/A	N/A	N/A	N/A
Material moving occupations	9%	0%	N/A	N/A	N/A	N/A	N/A
Management, business, and financial occupations	4%	0%	N/A	N/A	N/A	N/A	N/A
Material moving occupations	9%	0%	N/A	N/A	N/A	N/A	N/A
Management, business, and financial occupations	4%	0%	N/A	N/A	N/A	N/A	N/A