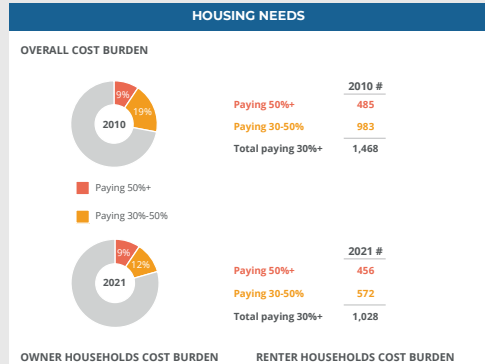
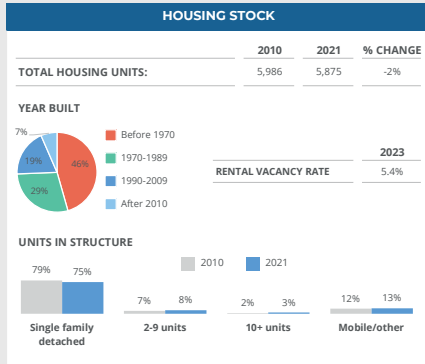
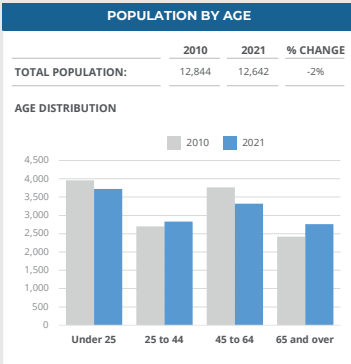


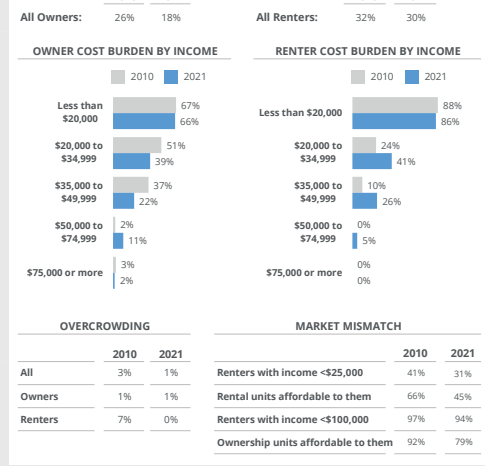
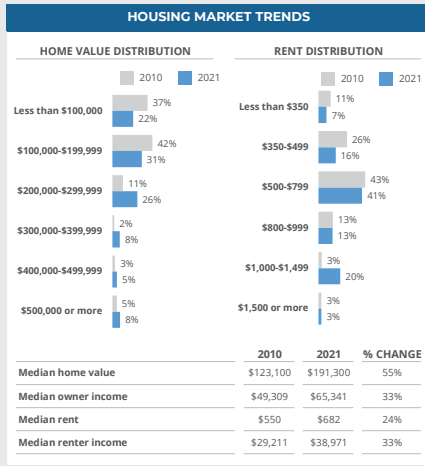
**PLACE: Goshen County**

Population 2010: **12,844** Population Forecast 2030: **13,419** Population Change from 2010: **4%**



### SOCIOECONOMIC MAKE-UP

	2010	2021	CHANGE
Households	5,241	4,962	-279
Median income	\$42,590	\$58,318	\$15,728
Average household size	2.30	2.37	0.07
Homeownership rate	71%	74%	3%
Poverty rate	13%	8%	-5%
Disability rate	N/A	17%	N/A
Pct. households with children	24%	25%	1%
Pct. single parents	7%	7%	0%
Pct. non-family households	36%	33%	-3%
Pct. senior (65+) living alone	12%	18%	6%



### WORKER AFFORDABILITY

OCCUPATION	2010 % EMPLOYMENT	2021 % EMPLOYMENT	2021 MEDIAN EARNINGS	MAX RENT	CAN AFFORD MEDIAN RENT?	MAX PURCHASE PRICE	CAN AFFORD MEDIAN PRICE?
Management, business, and financial occupations	22%	19%	\$50,884	\$1,272	Yes	\$220,843	Yes
Education, legal, community service, arts, and media occupations	8%	10%	\$46,078	\$1,152	Yes	\$199,985	Yes
Office and administrative support occupations	9%	8%	\$27,031	\$676	No	\$117,318	No
Healthcare practitioners and technical occupations	3%	7%	\$63,929	\$1,598	Yes	\$277,460	Yes
Installation, maintenance, and repair occupations	5%	7%	\$61,579	\$1,539	Yes	\$267,261	Yes
Sales and related occupations	8%	6%	\$36,964	\$924	Yes	\$160,429	No
Transportation occupations	9%	6%	\$52,500	\$1,313	Yes	\$227,857	Yes
Production occupations	6%	6%	\$64,194	\$1,605	Yes	\$278,610	Yes
Construction and extraction occupations	7%	5%	\$50,938	\$1,273	Yes	\$221,078	Yes
Computer, engineering, and science occupations	3%	5%	\$42,000	\$1,050	Yes	\$182,286	No