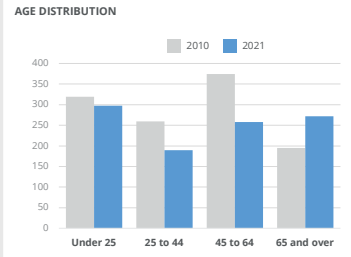


PLACE: **Guernsey**

Population 2010: **1,147** Population Forecast 2030: **1,206** Population Change from 2010: **5%**

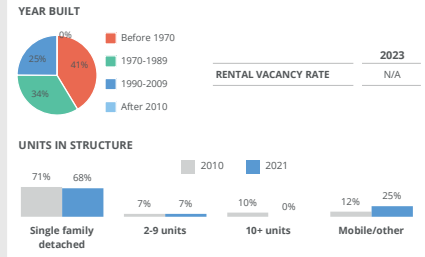
POPULATION BY AGE

	2010	2021	% CHANGE
TOTAL POPULATION:	1,147	1,016	-11%

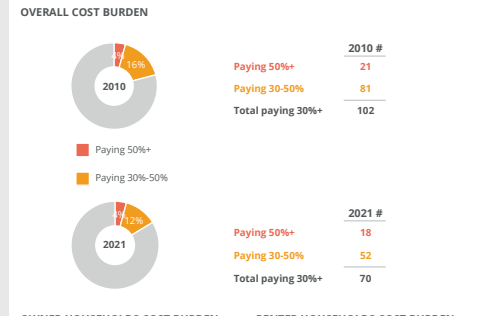


HOUSING STOCK

	2010	2021	% CHANGE
TOTAL HOUSING UNITS:	560	462	-18%



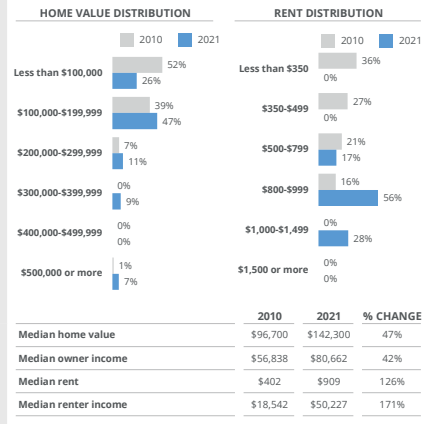
HOUSING NEEDS



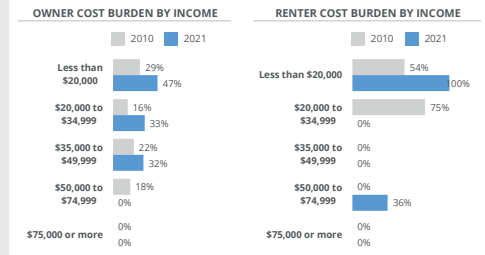
SOCIOECONOMIC MAKE-UP

	2010	2021	CHANGE
Households	491	431	-60
Median income	\$48,875	\$72,917	\$24,042
Average household size	2.34	2.36	0.02
Homeownership rate	75%	78%	3%
Poverty rate	12%	14%	2%
Disability rate	N/A	29%	N/A
Pct. households with children	28%	18%	-10%
Pct. single parents	12%	3%	-9%
Pct. non-family households	40%	33%	-6%
Pct. senior (65+) living alone	17%	16%	-2%

HOUSING MARKET TRENDS



	2010	2021
All Owners:	16%	17%
All Renters:	35%	14%



	2010	2021
All	5%	0%
Owners	7%	0%
Renters	0%	0%

	2010	2021
Renters with income <\$25,000	56%	15%
Rental units affordable to them	68%	6%
Renters with income <\$100,000	94%	82%
Ownership units affordable to them	99%	84%

WORKER AFFORDABILITY

OCCUPATION	2010 % EMPLOYMENT	2021 % EMPLOYMENT	2021 MEDIAN EARNINGS	MAX RENT	CAN AFFORD MEDIAN RENT?		MAX PURCHASE PRICE	CAN AFFORD MEDIAN PRICE?	
					2010	2021		2010	2021
Office and administrative support occupations	9%	14%	\$31,818	\$795	No	\$138,094	No	No	
Installation, maintenance, and repair occupations	10%	11%	\$76,000	\$1,900	Yes	\$329,850	Yes	Yes	
Education, legal, community service, arts, and media occupations	17%	10%	\$47,750	\$1,194	Yes	\$207,241	Yes	Yes	
Management, business, and financial occupations	13%	10%	\$60,357	\$1,509	Yes	\$261,957	Yes	Yes	
Personal care and service occupations	1%	9%	\$36,202	\$905	No	\$157,121	Yes	Yes	
Transportation occupations	17%	8%	\$113,000	\$2,825	Yes	\$490,435	Yes	Yes	
Sales and related occupations	1%	8%	N/A	N/A	N/A	N/A	N/A	N/A	
Computer, engineering, and science occupations	1%	6%	N/A	N/A	N/A	N/A	N/A	N/A	
Construction and extraction occupations	3%	5%	\$112,813	\$2,820	Yes	\$489,623	Yes	Yes	
Production occupations	3%	5%	N/A	N/A	N/A	N/A	N/A	N/A	