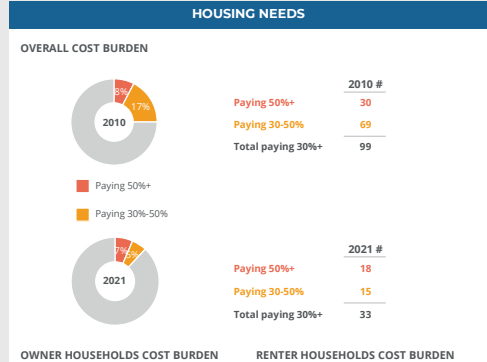
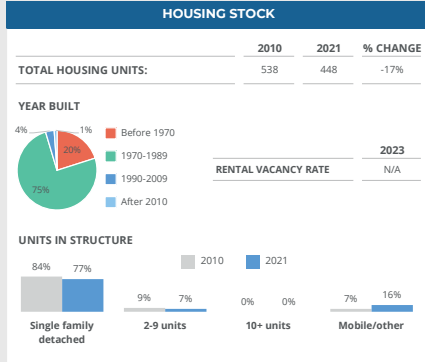
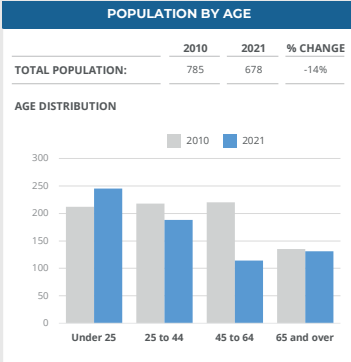


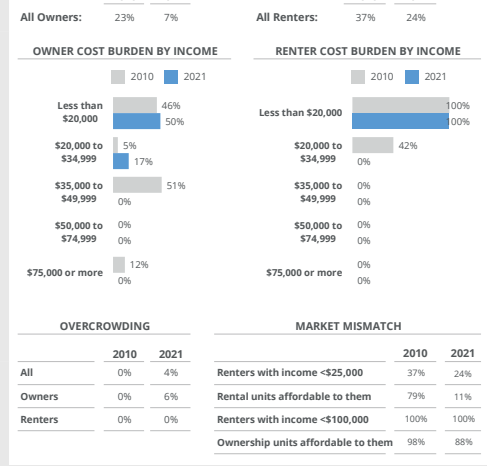
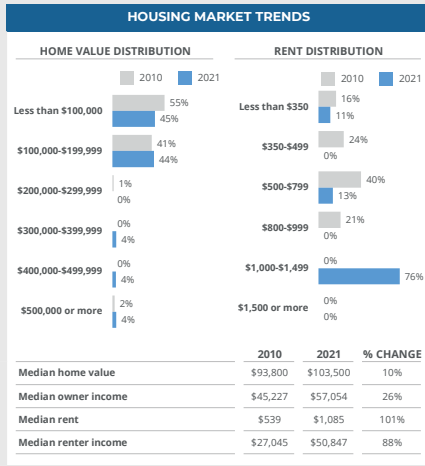
PLACE: **Hanna**

Population 2010: **785** Population Forecast 2030: **745** Population Change from 2010: **-5%**



SOCIOECONOMIC MAKE-UP

	2010	2021	CHANGE
Households	396	275	-121
Median income	\$37,000	\$51,721	\$14,721
Average household size	1.98	2.47	0.49
Homeownership rate	83%	70%	-13%
Poverty rate	8%	17%	9%
Disability rate	N/A	18%	N/A
Pct. households with children	31%	47%	16%
Pct. single parents	10%	4%	-6%
Pct. non-family households	44%	25%	-19%
Pct. senior (65+) living alone	14%	17%	3%



WORKER AFFORDABILITY

OCCUPATION	2010 % EMPLOYMENT	2021 % EMPLOYMENT	2021 MEDIAN EARNINGS	CAN AFFORD MAX RENT?	CAN AFFORD MAX PURCHASE PRICE?
Production occupations	5%	18%	N/A	N/A	N/A
Construction and extraction occupations	8%	17%	N/A	N/A	N/A
Management, business, and financial occupations	7%	15%	N/A	N/A	N/A
Education, legal, community service, arts, and media occupations	12%	15%	N/A	N/A	N/A
Installation, maintenance, and repair occupations	10%	11%	N/A	N/A	N/A
Protective service occupations	8%	9%	N/A	N/A	N/A
Building and grounds cleaning and maintenance occupations	4%	9%	N/A	N/A	N/A
Computer, engineering, and science occupations	2%	6%	N/A	N/A	N/A
Healthcare practitioners and technical occupations	4%	0%	N/A	N/A	N/A
Material moving occupations	0%	0%	N/A	N/A	N/A