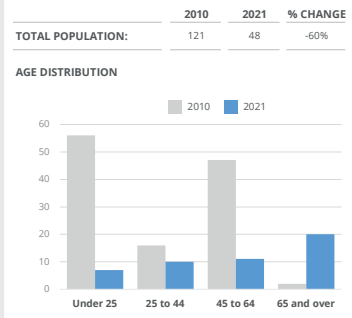


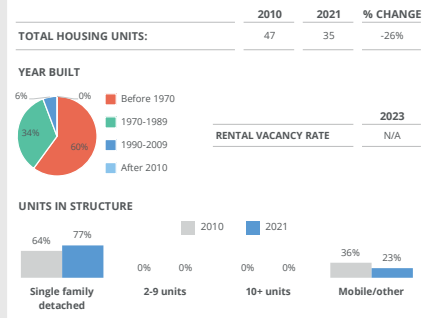
PLACE: Kirby

Population 2010: 121 Population Forecast 2030: 84 Population Change from 2010: -31%

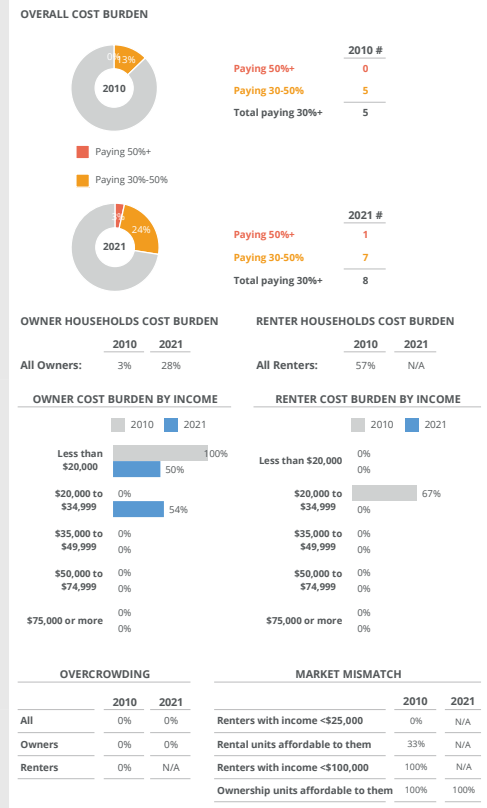
POPULATION BY AGE



HOUSING STOCK



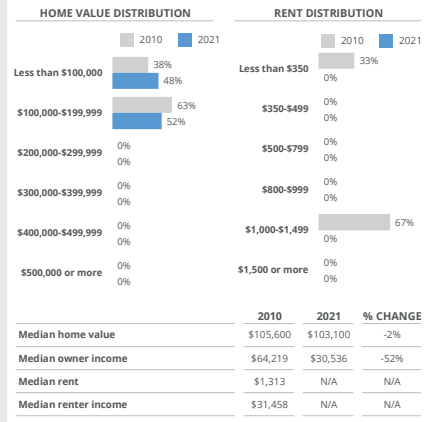
HOUSING NEEDS



SOCIOECONOMIC MAKE-UP

	2010	2021	CHANGE
Households	39	29	-10
Median income	\$63,672	\$30,536	-\$33,136
Average household size	3.10	1.66	-1.44
Homeownership rate	82%	100%	18%
Poverty rate	0%	13%	13%
Disability rate	N/A	25%	N/A
Pct. households with children	69%	0%	-69%
Pct. single parents	0%	0%	0%
Pct. non-family households	8%	45%	37%
Pct. senior (65+) living alone	0%	24%	24%

HOUSING MARKET TRENDS



WORKER AFFORDABILITY

OCCUPATION	2010 % EMPLOYMENT	2021 % EMPLOYMENT	2021 MEDIAN EARNINGS	CAN AFFORD MEDIAN RENT?		CAN AFFORD MEDIAN PRICE?	
				MAX RENT	MAX PURCHASE PRICE	MAX RENT	MAX PURCHASE PRICE
Management, business, and financial occupations	11%	25%	N/A	N/A	N/A	N/A	N/A
Construction and extraction occupations	22%	25%	N/A	N/A	N/A	N/A	N/A
Management, business, and financial occupations	11%	25%	N/A	N/A	N/A	N/A	N/A
Construction and extraction occupations	22%	25%	N/A	N/A	N/A	N/A	N/A
Computer, engineering, and science occupations	0%	0%	N/A	N/A	N/A	N/A	N/A
Material moving occupations	0%	0%	N/A	N/A	N/A	N/A	N/A
Computer, engineering, and science occupations	0%	0%	N/A	N/A	N/A	N/A	N/A
Material moving occupations	0%	0%	N/A	N/A	N/A	N/A	N/A
Computer, engineering, and science occupations	0%	0%	N/A	N/A	N/A	N/A	N/A
Material moving occupations	0%	0%	N/A	N/A	N/A	N/A	N/A