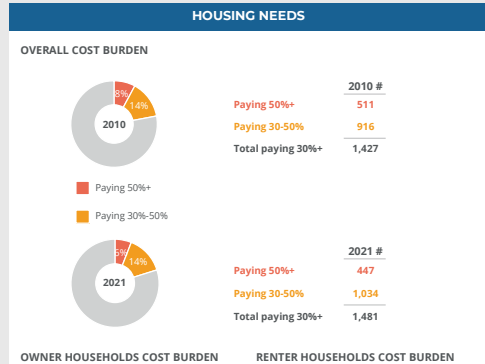
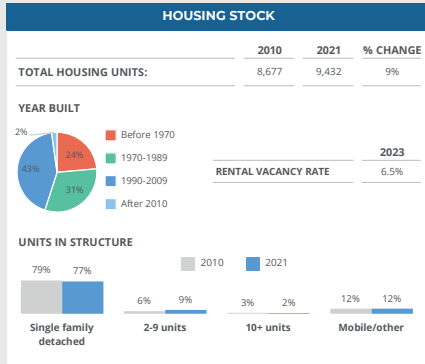
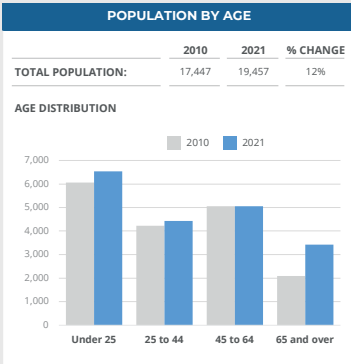


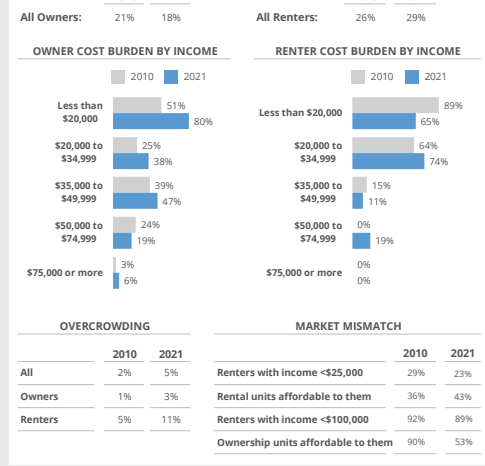
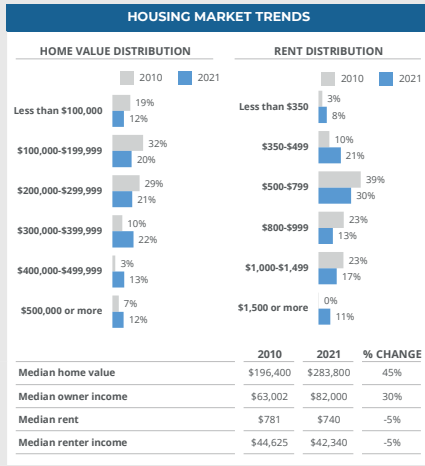
PLACE: Lincoln County

Population 2010: 17,447 Population Forecast 2030: 21,550 Population Change from 2010: 24%



SOCIOECONOMIC MAKE-UP

	2010	2021	CHANGE
Households	6,474	7,383	909
Median income	\$57,794	\$74,835	\$17,041
Average household size	2.69	2.62	-0.07
Homeownership rate	77%	80%	3%
Poverty rate	8%	7%	-1%
Disability rate	N/A	12%	N/A
Pct. households with children	32%	30%	-2%
Pct. single parents	7%	4%	-3%
Pct. non-family households	26%	33%	7%
Pct. senior (65+) living alone	9%	12%	3%



WORKER AFFORDABILITY

OCCUPATION	2010 % EMPLOYMENT	2021 % EMPLOYMENT	2021 MEDIAN EARNINGS	CAN AFFORD MEDIAN RENT?		CAN AFFORD MEDIAN PRICE?	
				MAX RENT	YES/NO	MAX PURCHASE PRICE	YES/NO
Management, business, and financial occupations	14%	16%	\$59,408	\$1,485	Yes	\$257,839	No
Construction and extraction occupations	15%	16%	\$54,641	\$1,366	Yes	\$237,149	No
Office and administrative support occupations	14%	12%	\$39,857	\$996	Yes	\$172,985	No
Sales and related occupations	10%	8%	\$38,697	\$967	Yes	\$167,950	No
Installation, maintenance, and repair occupations	6%	7%	\$89,659	\$2,241	Yes	\$389,132	Yes
Education, legal, community service, arts, and media occupations	8%	7%	\$62,552	\$1,564	Yes	\$271,484	No
Healthcare practitioners and technical occupations	2%	7%	\$68,989	\$1,725	Yes	\$299,421	Yes
Production occupations	6%	6%	\$51,571	\$1,289	Yes	\$223,825	No
Transportation occupations	6%	4%	\$54,528	\$1,363	Yes	\$236,659	No
Protective service occupations	2%	3%	\$71,410	\$1,785	Yes	\$309,929	Yes