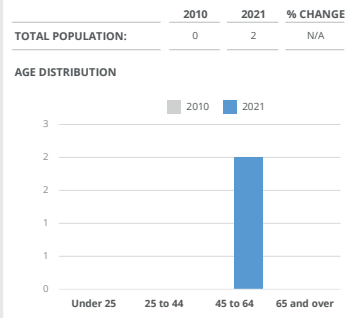


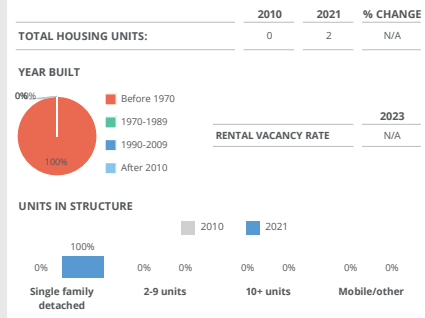
PLACE: **Lost Springs**

Population 2010: 0 Population Forecast 2030: 4 Population Change from 2010: N/A

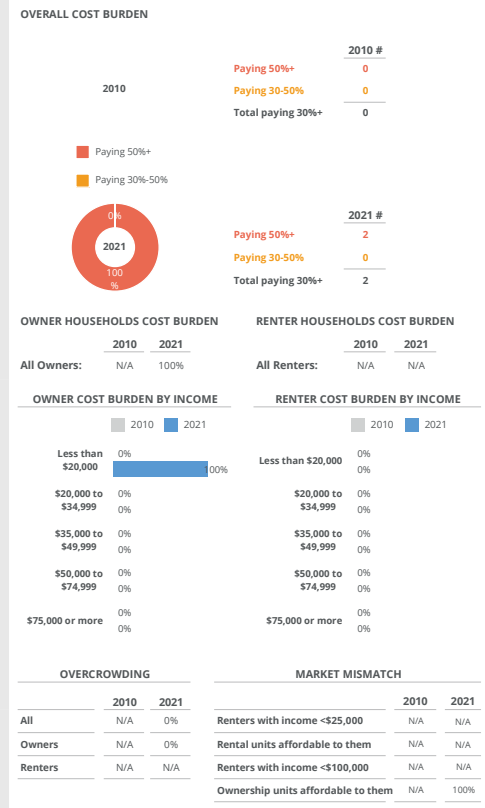
POPULATION BY AGE



HOUSING STOCK



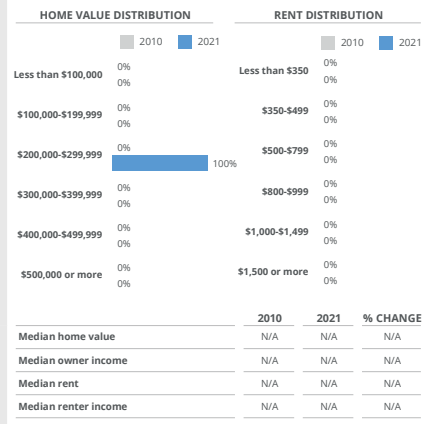
HOUSING NEEDS



SOCIOECONOMIC MAKE-UP

	2010	2021	CHANGE
Households	0	2	2
Median income	N/A	N/A	N/A
Average household size	N/A	N/A	N/A
Homeownership rate	N/A	100%	N/A
Poverty rate	N/A	100%	N/A
Disability rate	N/A	0%	N/A
Pct. households with children	N/A	0%	N/A
Pct. single parents	N/A	0%	N/A
Pct. non-family households	N/A	100%	N/A
Pct. senior (65+) living alone	N/A	0%	N/A

HOUSING MARKET TRENDS



WORKER AFFORDABILITY

OCCUPATION	2010 % EMPLOYMENT	2021 % EMPLOYMENT	2021 MEDIAN EARNINGS	CAN AFFORD MAX RENT?	CAN AFFORD MAX PURCHASE PRICE?
Production occupations	N/A	100%	N/A	N/A	N/A
Management, business, and financial occupations	N/A	0%	N/A	N/A	N/A
Material moving occupations	N/A	0%	N/A	N/A	N/A
Management, business, and financial occupations	N/A	0%	N/A	N/A	N/A
Material moving occupations	N/A	0%	N/A	N/A	N/A
Management, business, and financial occupations	N/A	0%	N/A	N/A	N/A
Material moving occupations	N/A	0%	N/A	N/A	N/A
Management, business, and financial occupations	N/A	0%	N/A	N/A	N/A
Material moving occupations	N/A	0%	N/A	N/A	N/A
Management, business, and financial occupations	N/A	0%	N/A	N/A	N/A