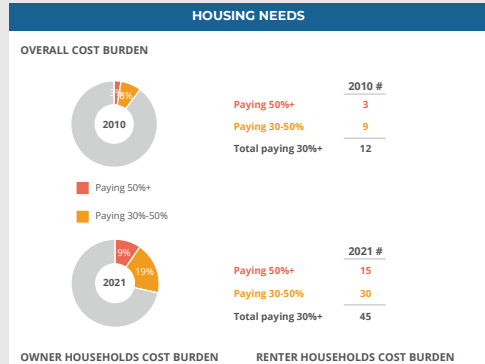
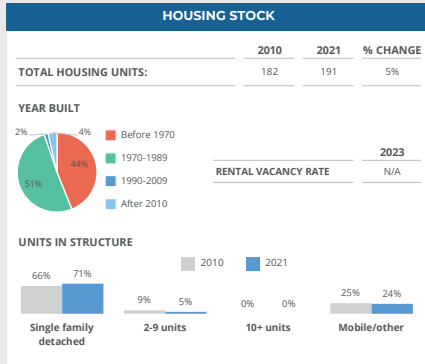
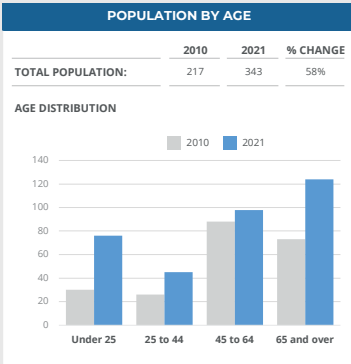


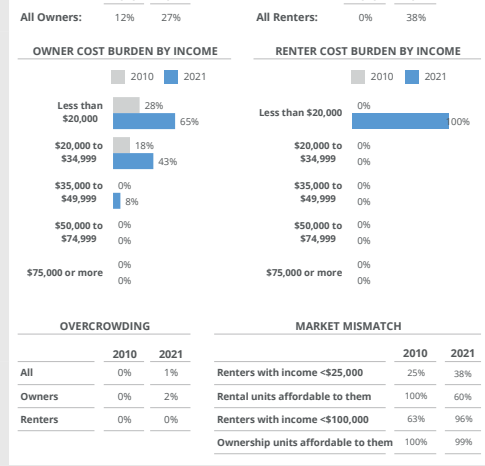
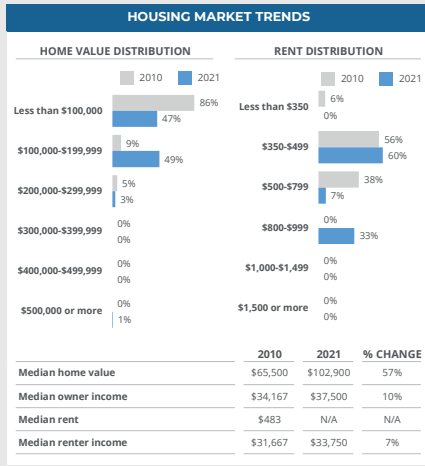
PLACE: Medicine Bow

Population 2010: **217** Population Forecast 2030: **251** Population Change from 2010: **16%**



SOCIOECONOMIC MAKE-UP

	2010	2021	CHANGE
Households	116	158	42
Median income	\$33,611	\$34,318	\$707
Average household size	1.87	2.17	0.30
Homeownership rate	86%	84%	-3%
Poverty rate	12%	26%	15%
Disability rate	N/A	34%	N/A
Pct. households with children	13%	8%	-5%
Pct. single parents	13%	4%	-9%
Pct. non-family households	28%	47%	19%
Pct. senior (65+) living alone	13%	31%	18%



WORKER AFFORDABILITY

OCCUPATION	2010 % EMPLOYMENT	2021 % EMPLOYMENT	2021 MEDIAN EARNINGS	CAN AFFORD MEDIAN RENT?		CAN AFFORD MEDIAN PRICE?	
				MAX RENT	YES/NO	MAX PURCHASE PRICE	YES/NO
Food preparation and serving related occupations	0%	19%	\$16,406	\$410	No	\$71,204	No
Construction and extraction occupations	35%	19%	\$53,958	\$1,349	No	\$234,185	Yes
Computer, engineering, and science occupations	0%	15%	\$71,250	\$1,781	No	\$309,234	Yes
Protective service occupations	10%	11%	N/A	N/A	N/A	N/A	N/A
Transportation occupations	10%	9%	N/A	N/A	N/A	N/A	N/A
Healthcare support occupations	0%	8%	N/A	N/A	N/A	N/A	N/A
Material moving occupations	4%	6%	N/A	N/A	N/A	N/A	N/A
Management, business, and financial occupations	4%	5%	N/A	N/A	N/A	N/A	N/A
Office and administrative support occupations	8%	4%	N/A	N/A	N/A	N/A	N/A
Education, legal, community service, arts, and media occupations	0%	3%	N/A	N/A	N/A	N/A	N/A