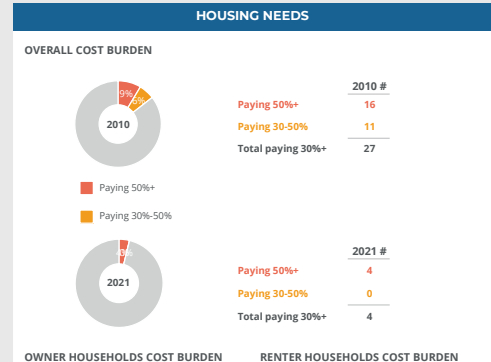
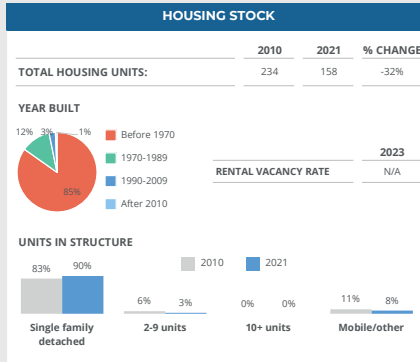
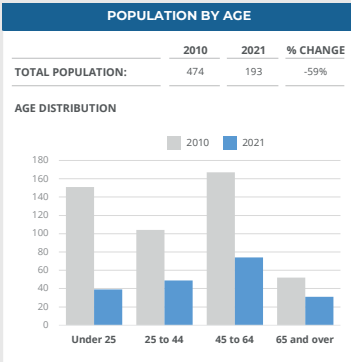


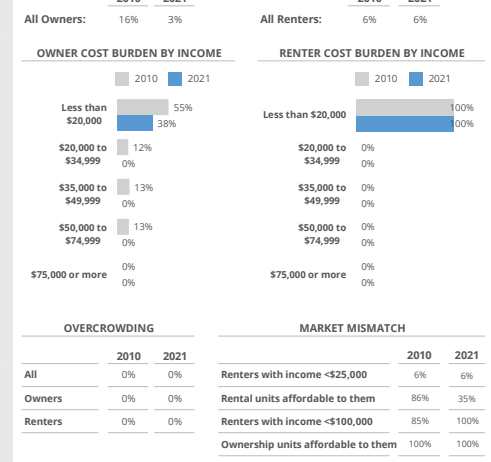
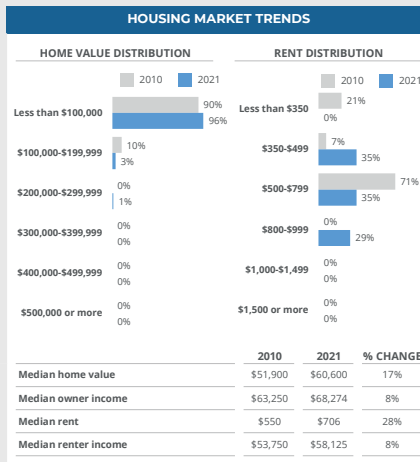
PLACE: **Midwest**

Population 2010: **474** Population Forecast 2030: **407** Population Change from 2010: **-14%**



SOCIOECONOMIC MAKE-UP

	2010	2021	CHANGE
Households	186	106	-80
Median income	\$55,833	\$68,068	\$12,235
Average household size	2.55	1.82	-0.73
Homeownership rate	82%	84%	2%
Poverty rate	8%	7%	-1%
Disability rate	N/A	20%	N/A
Pct. households with children	24%	26%	3%
Pct. single parents	8%	8%	-1%
Pct. non-family households	26%	49%	23%
Pct. senior (65+) living alone	9%	6%	-3%



WORKER AFFORDABILITY

OCCUPATION	2010 % EMPLOYMENT	2021 % EMPLOYMENT	2021 MEDIAN EARNINGS	CAN AFFORD MEDIAN RENT?		CAN AFFORD MEDIAN PRICE?	
				MAX RENT	YES	MAX PURCHASE PRICE	YES
Management, business, and financial occupations	12%	24%	N/A	N/A	N/A	N/A	N/A
Construction and extraction occupations	22%	20%	\$82,500	\$2,063	Yes	\$358,061	Yes
Education, legal, community service, arts, and media occupations	7%	13%	\$42,500	\$1,063	Yes	\$184,456	Yes
Transportation occupations	8%	9%	\$48,333	\$1,208	Yes	\$209,772	Yes
Building and grounds cleaning and maintenance occupations	6%	8%	N/A	N/A	N/A	N/A	N/A
Food preparation and serving related occupations	1%	4%	N/A	N/A	N/A	N/A	N/A
Office and administrative support occupations	11%	4%	\$43,750	\$1,094	Yes	\$189,881	Yes
Food preparation and serving related occupations	1%	4%	N/A	N/A	N/A	N/A	N/A
Healthcare support occupations	0%	3%	N/A	N/A	N/A	N/A	N/A
Installation, maintenance, and repair occupations	5%	3%	N/A	N/A	N/A	N/A	N/A