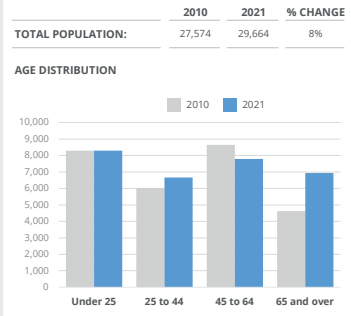


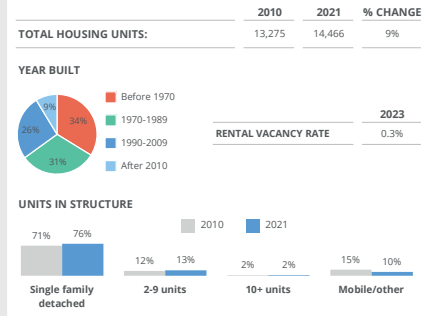
PLACE: Park County

Population 2010: 27,574 Population Forecast 2030: 30,898 Population Change from 2010: 12%

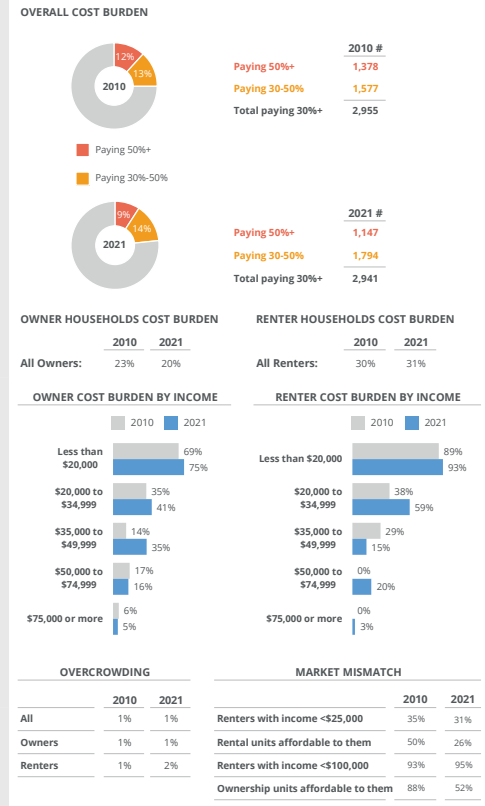
POPULATION BY AGE



HOUSING STOCK



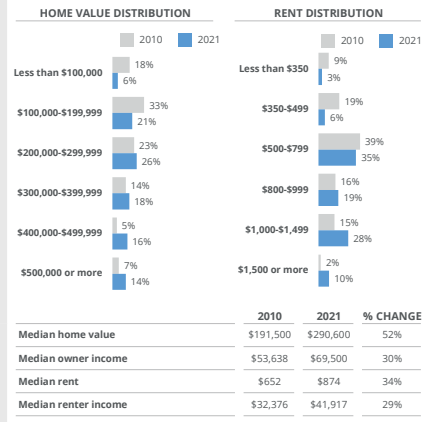
HOUSING NEEDS



SOCIOECONOMIC MAKE-UP

	2010	2021	CHANGE
Households	11,742	12,607	865
Median income	\$46,637	\$62,586	\$15,949
Average household size	2.27	2.30	0.03
Homeownership rate	69%	72%	3%
Poverty rate	9%	9%	0%
Disability rate	N/A	13%	N/A
Pct. households with children	25%	25%	0%
Pct. single parents	6%	5%	-1%
Pct. non-family households	35%	35%	1%
Pct. senior (65+) living alone	11%	16%	5%

HOUSING MARKET TRENDS



WORKER AFFORDABILITY

OCCUPATION	2010 % EMPLOYMENT	2021 % EMPLOYMENT	2021 MEDIAN EARNINGS	CAN AFFORD MEDIAN RENT?		CAN AFFORD MEDIAN PRICE?	
				MAX RENT	YES/NO	MAX PURCHASE PRICE	YES/NO
Management, business, and financial occupations	17%	21%	\$60,000	\$1,500	Yes	\$260,408	No
Office and administrative support occupations	11%	14%	\$26,420	\$661	No	\$114,666	No
Education, legal, community service, arts, and media occupations	11%	8%	\$50,417	\$1,260	Yes	\$218,816	No
Sales and related occupations	9%	8%	\$33,333	\$833	No	\$144,670	No
Construction and extraction occupations	13%	7%	\$49,688	\$1,242	Yes	\$215,652	No
Healthcare practitioners and technical occupations	4%	6%	\$72,955	\$1,824	Yes	\$316,634	Yes
Production occupations	4%	5%	\$61,667	\$1,542	Yes	\$267,643	No
Computer, engineering, and science occupations	5%	4%	\$74,779	\$1,869	Yes	\$324,551	Yes
Material moving occupations	3%	4%	\$31,556	\$789	No	\$136,957	No
Installation, maintenance, and repair occupations	3%	4%	\$63,985	\$1,600	Yes	\$277,703	No