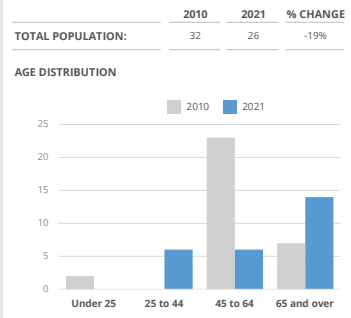


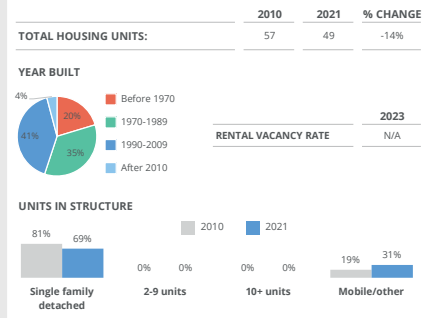
PLACE: **Riverside**

Population 2010: **32** Population Forecast 2030: **49** Population Change from 2010: **52%**

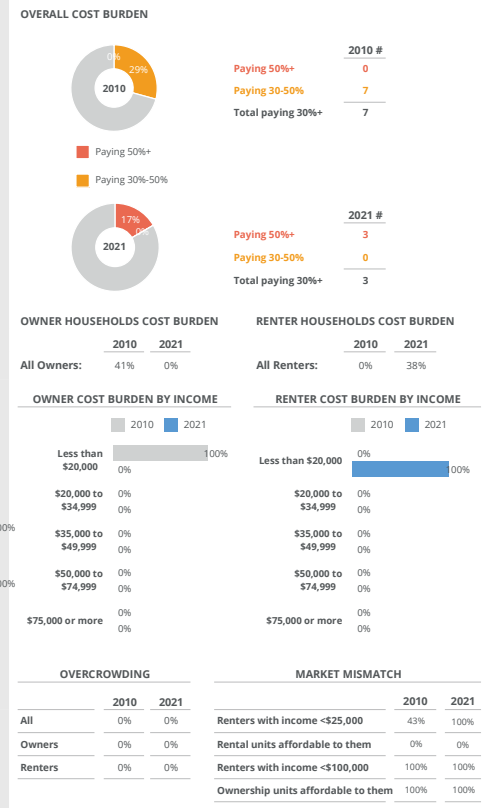
**POPULATION BY AGE**



**HOUSING STOCK**



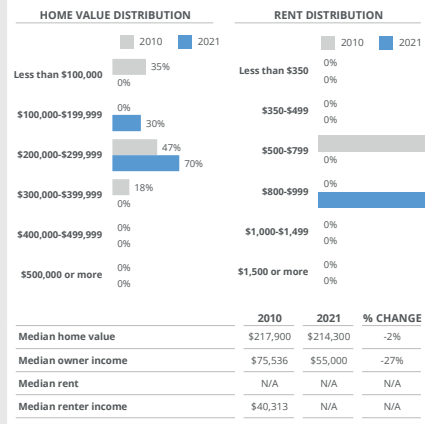
**HOUSING NEEDS**



**SOCIOECONOMIC MAKE-UP**

	2010	2021	CHANGE
Households	24	18	-6
Median income	\$41,250	N/A	N/A
Average household size	1.33	1.44	0.11
Homeownership rate	71%	56%	-15%
Poverty rate	31%	31%	0%
Disability rate	N/A	19%	N/A
Pct. households with children	4%	0%	-4%
Pct. single parents	0%	0%	0%
Pct. non-family households	75%	61%	-14%
Pct. senior (65+) living alone	29%	44%	15%

**HOUSING MARKET TRENDS**



**WORKER AFFORDABILITY**

OCCUPATION	2010 % EMPLOYMENT	2021 % EMPLOYMENT	2021 MEDIAN EARNINGS	CAN AFFORD MEDIAN RENT?		CAN AFFORD MEDIAN PRICE?	
				MAX RENT	MAX PURCHASE PRICE	MAX RENT	MAX PURCHASE PRICE
Food preparation and serving related occupations	0%	75%	N/A	N/A	N/A	N/A	N/A
Sales and related occupations	0%	25%	N/A	N/A	N/A	N/A	N/A
Management, business, and financial occupations	0%	0%	N/A	N/A	N/A	N/A	N/A
Material moving occupations	0%	0%	N/A	N/A	N/A	N/A	N/A
Management, business, and financial occupations	0%	0%	N/A	N/A	N/A	N/A	N/A
Material moving occupations	0%	0%	N/A	N/A	N/A	N/A	N/A
Management, business, and financial occupations	0%	0%	N/A	N/A	N/A	N/A	N/A
Material moving occupations	0%	0%	N/A	N/A	N/A	N/A	N/A
Management, business, and financial occupations	0%	0%	N/A	N/A	N/A	N/A	N/A
Material moving occupations	0%	0%	N/A	N/A	N/A	N/A	N/A