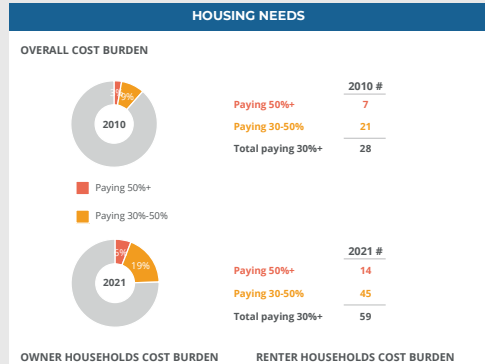
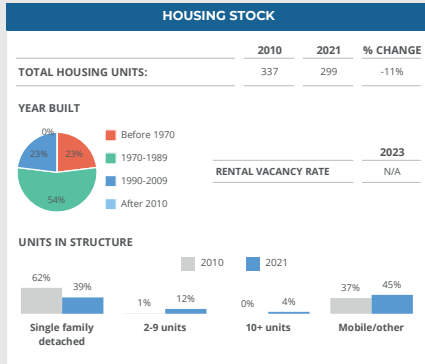
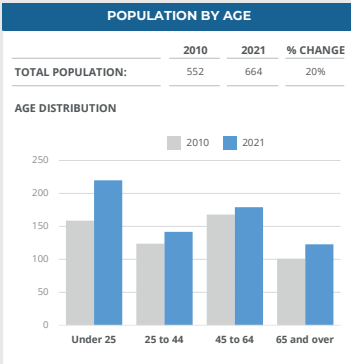


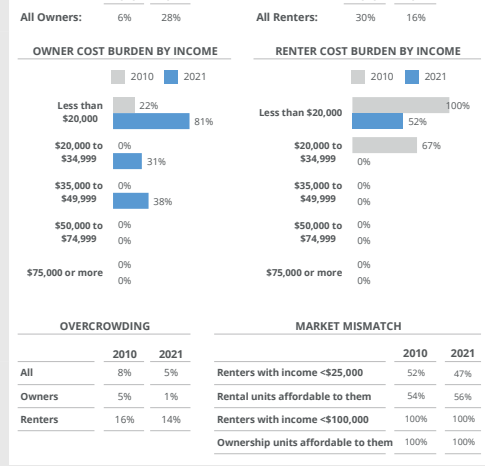
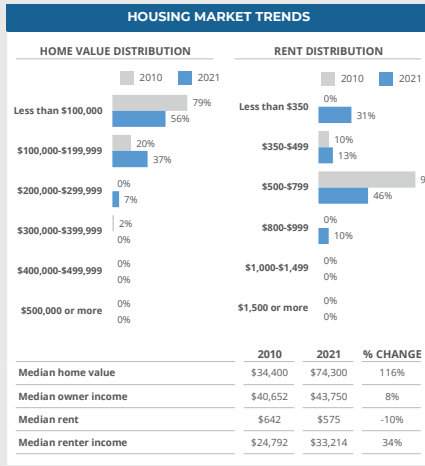
PLACE: **Shoshoni**

Population 2010: **552** Population Forecast 2030: **642** Population Change from 2010: **16%**



SOCIOECONOMIC MAKE-UP

	2010	2021	CHANGE
Households	244	240	-4
Median income	\$40,543	\$38,750	-\$1,793
Average household size	2.26	2.77	0.51
Homeownership rate	77%	71%	-6%
Poverty rate	17%	25%	8%
Disability rate	N/A	19%	N/A
Pct. households with children	20%	15%	-5%
Pct. single parents	5%	7%	2%
Pct. non-family households	51%	48%	-2%
Pct. senior (65+) living alone	24%	23%	-1%



WORKER AFFORDABILITY

OCCUPATION	2010 % EMPLOYMENT	2021 % EMPLOYMENT	2021 MEDIAN EARNINGS	CAN AFFORD MEDIAN RENT?		CAN AFFORD MEDIAN PRICE?	
				MAX RENT	YES/NO	MAX PURCHASE PRICE	YES/NO
Construction and extraction occupations	28%	27%	\$67,667	\$1,692	Yes	\$293,684	Yes
Office and administrative support occupations	5%	16%	\$35,208	\$880	Yes	\$152,807	Yes
Transportation occupations	9%	16%	\$52,708	\$1,318	Yes	\$228,760	Yes
Protective service occupations	1%	10%	\$21,442	\$536	No	\$93,061	Yes
Building and grounds cleaning and maintenance occupations	8%	8%	\$22,321	\$558	No	\$96,876	Yes
Management, business, and financial occupations	5%	5%	N/A	N/A	N/A	N/A	N/A
Sales and related occupations	19%	5%	N/A	N/A	N/A	N/A	N/A
Management, business, and financial occupations	5%	5%	N/A	N/A	N/A	N/A	N/A
Healthcare support occupations	0%	4%	N/A	N/A	N/A	N/A	N/A
Food preparation and serving related occupations	6%	4%	N/A	N/A	N/A	N/A	N/A