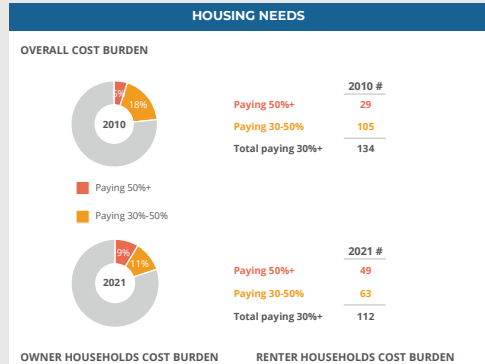
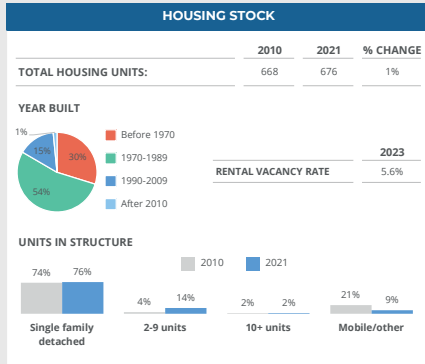
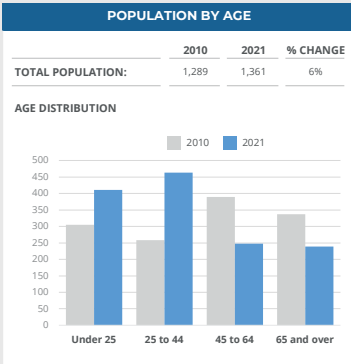


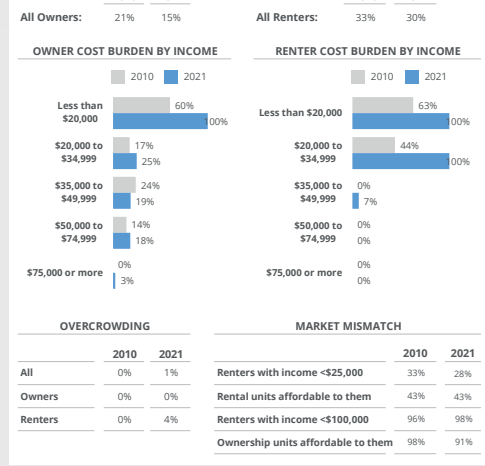
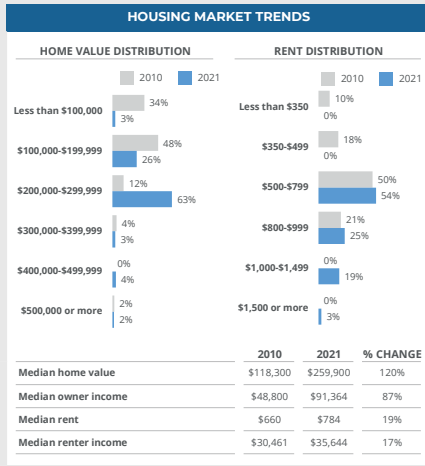
PLACE: **Sundance**

Population 2010: **1,289** Population Forecast 2030: **1,380** Population Change from 2010: **7%**



SOCIOECONOMIC MAKE-UP

	2010	2021	CHANGE
Households	575	566	-9
Median income	\$46,406	\$57,727	\$11,321
Average household size	2.10	2.31	0.21
Homeownership rate	78%	67%	-10%
Poverty rate	12%	12%	1%
Disability rate	N/A	9%	N/A
Pct. households with children	22%	34%	12%
Pct. single parents	10%	6%	-4%
Pct. non-family households	37%	33%	-4%
Pct. senior (65+) living alone	11%	7%	-4%



WORKER AFFORDABILITY

OCCUPATION	2010 % EMPLOYMENT	2021 % EMPLOYMENT	2021 MEDIAN EARNINGS	MAX RENT	CAN AFFORD MEDIAN RENT?	MAX PURCHASE PRICE	CAN AFFORD MEDIAN PRICE?
Construction and extraction occupations	7%	45%	\$105,851	\$2,646	Yes	\$459,407	Yes
Office and administrative support occupations	17%	8%	\$33,750	\$844	Yes	\$146,479	No
Management, business, and financial occupations	9%	6%	\$37,019	\$925	Yes	\$160,667	No
Installation, maintenance, and repair occupations	13%	6%	\$71,250	\$1,781	Yes	\$309,234	Yes
Management, business, and financial occupations	9%	6%	\$37,019	\$925	Yes	\$160,667	No
Protective service occupations	6%	5%	N/A	N/A	N/A	N/A	N/A
Personal care and service occupations	2%	5%	N/A	N/A	N/A	N/A	N/A
Education, legal, community service, arts, and media occupations	16%	5%	\$109,643	\$2,741	Yes	\$475,865	Yes
Building and grounds cleaning and maintenance occupations	5%	4%	N/A	N/A	N/A	N/A	N/A
Farming, fishing, and forestry occupations	5%	4%	N/A	N/A	N/A	N/A	N/A