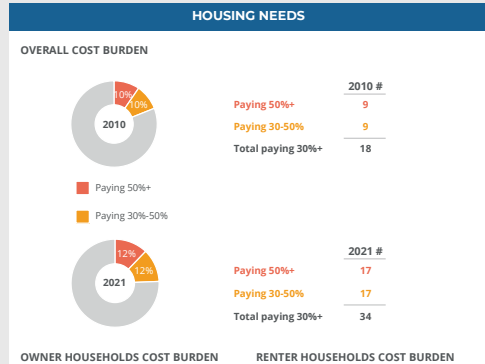
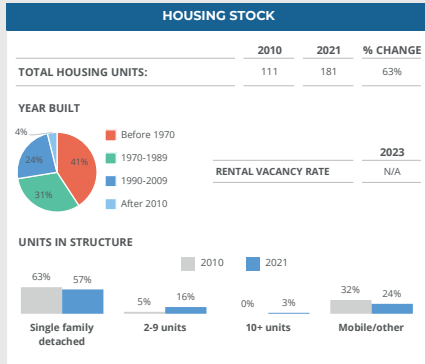
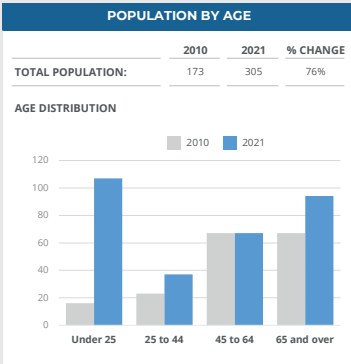


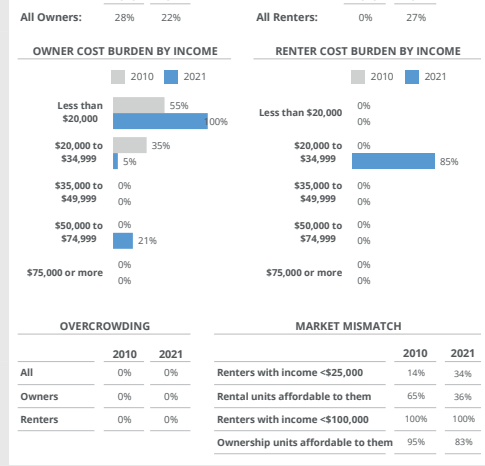
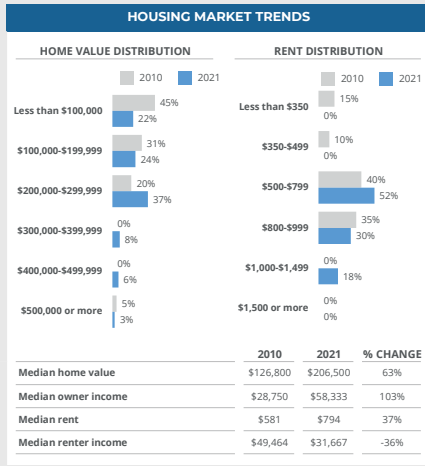
PLACE: **Ten Sleep**

Population 2010: **173** Population Forecast 2030: **234** Population Change from 2010: **35%**



SOCIOECONOMIC MAKE-UP

	2010	2021	CHANGE
Households	94	140	46
Median income	\$36,250	\$36,250	\$0
Average household size	1.84	2.18	0.34
Homeownership rate	69%	56%	-13%
Poverty rate	8%	13%	5%
Disability rate	N/A	19%	N/A
Pct. households with children	4%	21%	16%
Pct. single parents	0%	9%	9%
Pct. non-family households	59%	41%	-18%
Pct. senior (65+) living alone	27%	19%	-7%



WORKER AFFORDABILITY

OCCUPATION	2010 % EMPLOYMENT	2021 % EMPLOYMENT	2021 MEDIAN EARNINGS	CAN AFFORD MEDIAN RENT?		CAN AFFORD MEDIAN PRICE?	
				MAX RENT	MAX PURCHASE PRICE	MAX RENT	MAX PURCHASE PRICE
Construction and extraction occupations	14%	58%	\$26,810	\$670	\$116,359	No	No
Management, business, and financial occupations	27%	13%	\$29,375	\$734	\$127,491	No	No
Installation, maintenance, and repair occupations	0%	13%	N/A	N/A	N/A	N/A	N/A
Education, legal, community service, arts, and media occupations	8%	7%	N/A	N/A	N/A	N/A	N/A
Transportation occupations	10%	6%	N/A	N/A	N/A	N/A	N/A
Office and administrative support occupations	0%	4%	N/A	N/A	N/A	N/A	N/A
Computer, engineering, and science occupations	4%	0%	N/A	N/A	N/A	N/A	N/A
Material moving occupations	0%	0%	N/A	N/A	N/A	N/A	N/A
Computer, engineering, and science occupations	4%	0%	N/A	N/A	N/A	N/A	N/A
Material moving occupations	0%	0%	N/A	N/A	N/A	N/A	N/A