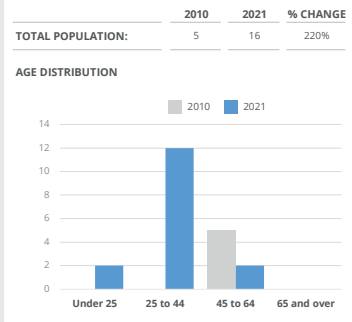


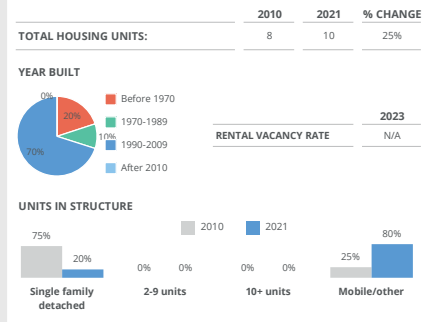
PLACE: **Van Tassell**

Population 2010: **5** Population Forecast 2030: **13** Population Change from 2010: **166%**

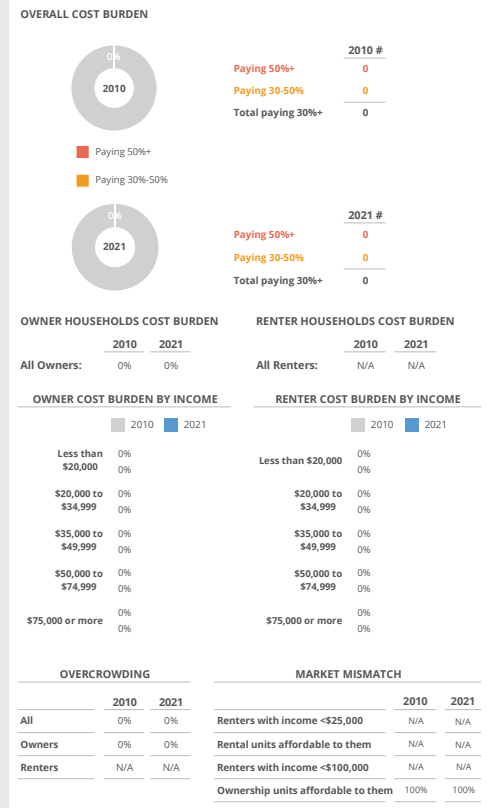
**POPULATION BY AGE**



**HOUSING STOCK**



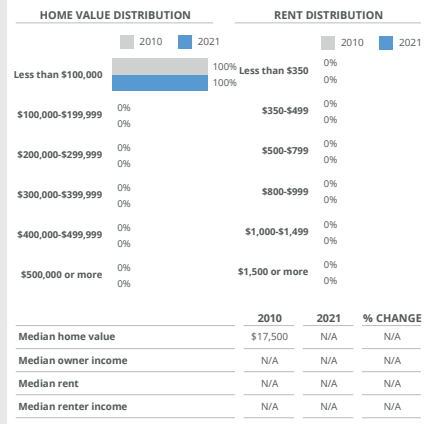
**HOUSING NEEDS**



**SOCIOECONOMIC MAKE-UP**

	2010	2021	CHANGE
Households	2	8	6
Median income	N/A	N/A	N/A
Average household size	2.50	2.00	-0.50
Homeownership rate	100%	100%	0%
Poverty rate	0%	0%	0%
Disability rate	N/A	0%	N/A
Pct. households with children	0%	0%	0%
Pct. single parents	0%	0%	0%
Pct. non-family households	0%	88%	88%
Pct. senior (65+) living alone	0%	0%	0%

**HOUSING MARKET TRENDS**



**WORKER AFFORDABILITY**

OCCUPATION	2010 % EMPLOYMENT	2021 % EMPLOYMENT	2021 MEDIAN EARNINGS	CAN AFFORD MAX RENT?	CAN AFFORD MAX PURCHASE PRICE?
Management, business, and financial occupations	100%	62%	N/A	N/A	N/A
Personal care and service occupations	0%	38%	N/A	N/A	N/A
Computer, engineering, and science occupations	0%	0%	N/A	N/A	N/A
Material moving occupations	0%	0%	N/A	N/A	N/A
Computer, engineering, and science occupations	0%	0%	N/A	N/A	N/A
Material moving occupations	0%	0%	N/A	N/A	N/A
Computer, engineering, and science occupations	0%	0%	N/A	N/A	N/A
Material moving occupations	0%	0%	N/A	N/A	N/A
Computer, engineering, and science occupations	0%	0%	N/A	N/A	N/A
Material moving occupations	0%	0%	N/A	N/A	N/A