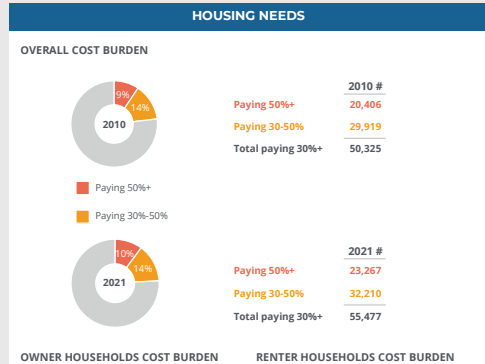
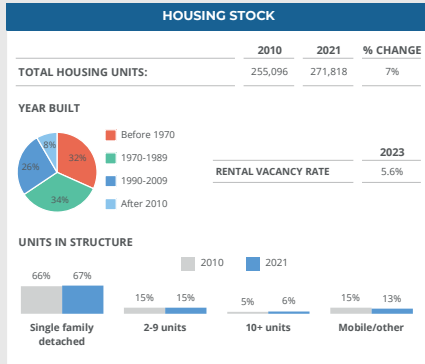
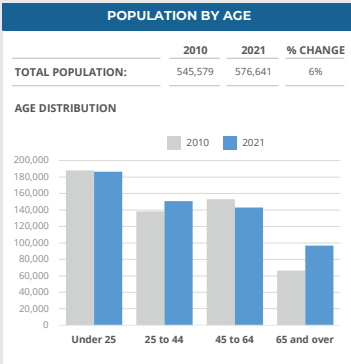


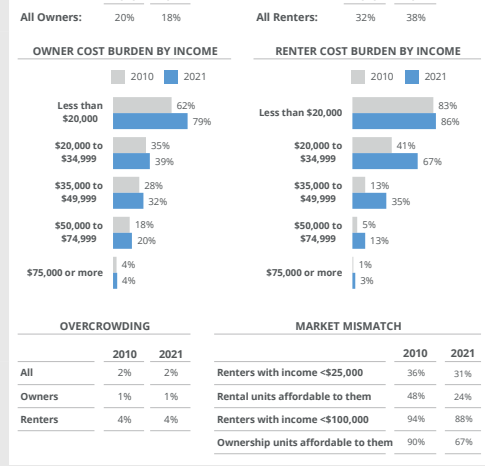
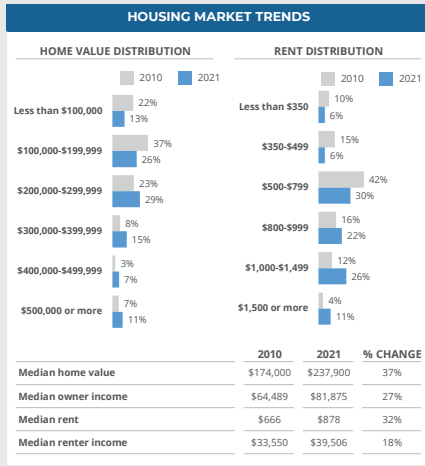
PLACE: Wyoming

Population 2010: 545,579 Population Forecast 2030: 597,236 Population Change from 2010: 9%



SOCIOECONOMIC MAKE-UP

	2010	2021	CHANGE
Households	217,688	230,653	12,965
Median income	\$53,802	\$68,002	\$14,200
Average household size	2.44	2.44	0.00
Homeownership rate	70%	72%	1%
Poverty rate	10%	11%	1%
Disability rate	N/A	13%	N/A
Pct. households with children	29%	27%	-2%
Pct. single parents	8%	7%	-1%
Pct. non-family households	34%	37%	3%
Pct. senior (65+) living alone	9%	12%	3%



WORKER AFFORDABILITY

OCCUPATION	2010 % EMPLOYMENT	2021 % EMPLOYMENT	2021 MEDIAN EARNINGS	MAX RENT	CAN AFFORD MEDIAN RENT?	MAX PURCHASE PRICE	CAN AFFORD MEDIAN PRICE?
Management, business, and financial occupations	16%	17%	\$65,527	\$1,638	Yes	\$284,396	Yes
Education, legal, community service, arts, and media occupations	9%	11%	\$54,447	\$1,361	Yes	\$236,307	No
Office and administrative support occupations	13%	10%	\$36,837	\$921	Yes	\$159,877	No
Construction and extraction occupations	11%	9%	\$62,246	\$1,556	Yes	\$270,156	Yes
Sales and related occupations	9%	8%	\$41,376	\$1,034	Yes	\$179,577	No
Healthcare practitioners and technical occupations	4%	6%	\$71,478	\$1,787	Yes	\$310,224	Yes
Installation, maintenance, and repair occupations	6%	6%	\$65,978	\$1,649	Yes	\$286,353	Yes
Computer, engineering, and science occupations	5%	5%	\$73,457	\$1,836	Yes	\$318,813	Yes
Production occupations	6%	5%	\$56,329	\$1,408	Yes	\$244,475	Yes
Transportation occupations	6%	5%	\$55,073	\$1,377	Yes	\$239,024	Yes