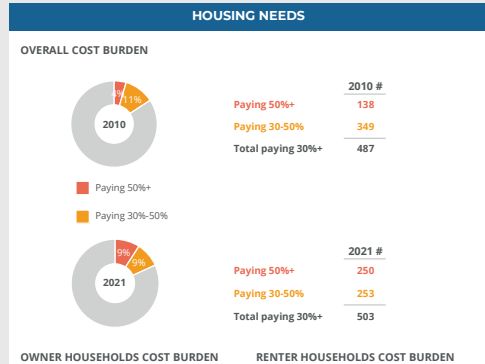
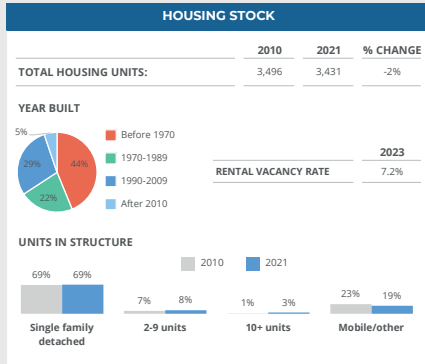
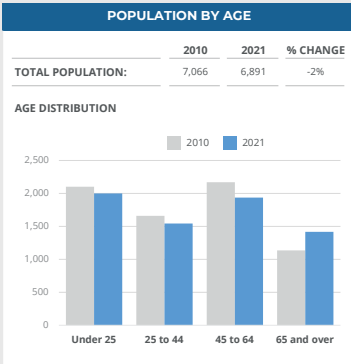


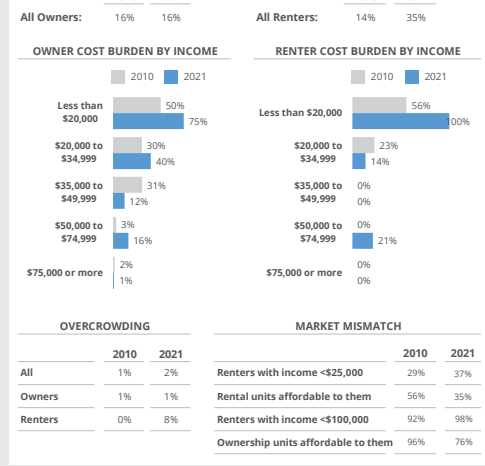
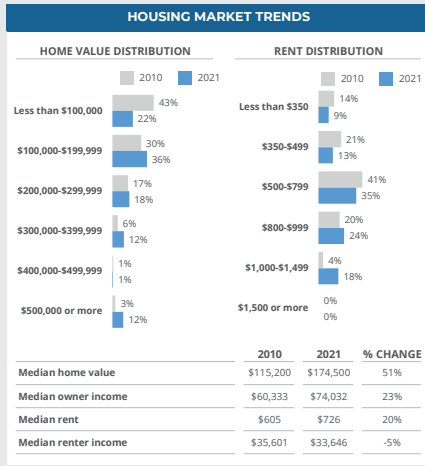
PLACE: Weston County

Population 2010: **7,066** Population Forecast 2030: **6,899** Population Change from 2010: **-2%**



SOCIOECONOMIC MAKE-UP

	2010	2021	CHANGE
Households	3,097	2,754	-343
Median income	\$53,853	\$65,566	\$11,713
Average household size	2.19	2.40	0.21
Homeownership rate	78%	87%	9%
Poverty rate	8%	14%	6%
Disability rate	N/A	13%	N/A
Pct. households with children	25%	23%	-2%
Pct. single parents	7%	8%	1%
Pct. non-family households	35%	31%	-4%
Pct. senior (65+) living alone	12%	11%	-1%



WORKER AFFORDABILITY

OCCUPATION	2010 % EMPLOYMENT	2021 % EMPLOYMENT	2021 MEDIAN EARNINGS	MAX RENT	CAN AFFORD	
					MEDIAN RENT?	CAN AFFORD MAX PURCHASE PRICE?
Production occupations	5%	14%	\$96,369	\$2,409	Yes	Yes
Construction and extraction occupations	24%	13%	\$64,868	\$1,622	Yes	Yes
Office and administrative support occupations	7%	11%	\$33,750	\$844	Yes	No
Transportation occupations	4%	11%	\$78,418	\$1,960	Yes	Yes
Management, business, and financial occupations	13%	10%	\$52,734	\$1,318	Yes	Yes
Computer, engineering, and science occupations	6%	7%	\$63,021	\$1,576	Yes	Yes
Installation, maintenance, and repair occupations	13%	6%	\$92,768	\$2,319	Yes	Yes
Education, legal, community service, arts, and media occupations	7%	6%	\$47,273	\$1,182	Yes	Yes
Material moving occupations	2%	5%	\$51,083	\$1,277	Yes	Yes
Healthcare practitioners and technical occupations	3%	5%	\$21,771	\$544	No	No